

On behalf of Swimming Victoria I would like to welcome you to our 2011 7-10 Victorian Competition. This event always provides a fantastic opportunity for young athletes from each district in the state, to compete in the premier venue in Victoria.

Entry numbers are consistent from previous years, continuing the growth of the sport at the grass roots level. We trust there will be well matched competition from across each of the districts and that all swimmers and spectators encourage a positive and helpful environment throughout the meet.

Thank you for the strong support from district & club administrators and volunteers who assist in the preparation and delivery of this meet. Thanks also go to the State Sport Centre Trust staff for their assistance in preparing MSAC for a smooth running weekend.



Warwick Waters  
Swimming Victoria CEO

---

**Event Conducted Under the rules of Swimming Australia Limited**

---

**The 2011 Victorian 7-10 Competition is proudly hosted by Swimming Victoria**

#### **Board of Directors**

President	Geoff Hare
Director	David McDonald
Director	Daniel Burger
Director	Jason D'Cruz
Director	Damian Van de Berg
Director	Ted Tullberg
Director	Sue Barrett
Appointed Director	Adrian Radley
Appointed Director	Robyn Miller

#### **Staff of Swimming Victoria**

Chief Executive Officer	Warwick Waters
General Manager – Business Services	Ellie Payne
Events Coordinator	Simone Hutson
Events Officer	Heather Towers
Events Administrator	Ben McDonald
Communications and Media Officer	Michael O'Toole
Club & Membership Coordinator	Nicole Jones
Sport Development Coordinator	Kirsty Greening
Community Development Coordinator	Kimberley Castiello
Sports Administrator – Development	Jess Rankine
Sports Administrator – Operations & Membership	Jordan Crane

#### **Chief Referee of Swimming Victoria**

Janice Smith

## Start Times

Saturday 12 November

Session 1 – 10:00am (Warm-up from 9:00am)

Session 2 – 1:30pm (Warm-up from 12.30pm)

## Conditions of Entry

Swimming Victoria Competition By Laws apply. These by laws stipulate that refunds are not provided unless an entry is rejected. Refunds are not provided for any other reason; including medical grounds.

## Pool Entry and Admission Fees

- Swimmers – free entry
- Team Managers – free with a valid 2011 Victorian 7-10 Competition Team Manager pass
- Adults \$8
- Concession & Child Spectator \$5 per session (any valid concession card)
- Coaches: free entry upon presentation of 11/12 **ascta** accreditation pass
  - There will only be one entry point to the venue – through the main MSAC reception

## Sport Information Desk


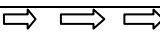






Swimming Victoria will have a Sport Information Desk located on the mezzanine level at MSAC which will be open from 8:45 – 10am. Any queries from participants, support staff or spectators can be directed to this desk. The Sport Information Desk should be the first point of contact for any queries or feedback relating to the event. If you have any further questions relating to the event please ask for the meet director on pool deck at the AOE room window.

## Warm Up and Swim Down Pool

The indoor pool is the only pool available for this meet. Initial warm up will be in the 50m competition pool from 9:00am. Once competition has commenced, warm up and swim down facilities will be in the 25m lanes allocated between the beams at the diving end of the pool.

## Warm Up Procedures – Indoor Competition Pool

- Initial warm up with no dive entries. Feet first entry into water only.
- Swimmers must swim in a clockwise direction. Swimming in an anti-clockwise direction will not be tolerated.
- Sprint warm ups are to be conducted in lanes 0 and 9 only (under coaching supervision) and are walk-back lanes. Turns are not to be practised in sprint lanes.
- Lanes 1 and 8 are pace lanes, with 30 minutes left of warm up.
- If timing pads are installed, swimmers must not touch, grab or climb over them.
- Warm-up ceases 10 minutes before starting time. The countdown will be 10 minutes, 5 minutes, 2 minutes, 1 minute. It is the responsibility of each coach to ensure their swimmers are aware of the warm up termination time frame.

<b>0</b>		One way sprints only	
<b>1</b>	----- Pace lane only -----		
<b>2</b>			
<b>3</b>			
<b>4</b>			
<b>5</b>			
<b>6</b>			
<b>7</b>			
<b>8</b>	----- Pace lane only -----		
<b>9</b>		One way sprints only	

## Seating, Concourse and Passageways

- Districts will be allocated seating area for this event (please see map below). Competitors are to sit within their allocated seating bank, extra spectators seating is also available in the upper sections of the grandstand.
- Please **DO NOT RESERVE SEATS** by placing towels/ banners/ bags on or over seats as they will be removed by SV Staff and MSAC personnel.
- Where an area of seating is sectioned off, do not remove barriers or sit in this area as you will be removed.
- Team managers, parents and spectators are **not to enter onto the pool concourse area or passageways**. Please keep these areas clear for swimmers and officials.

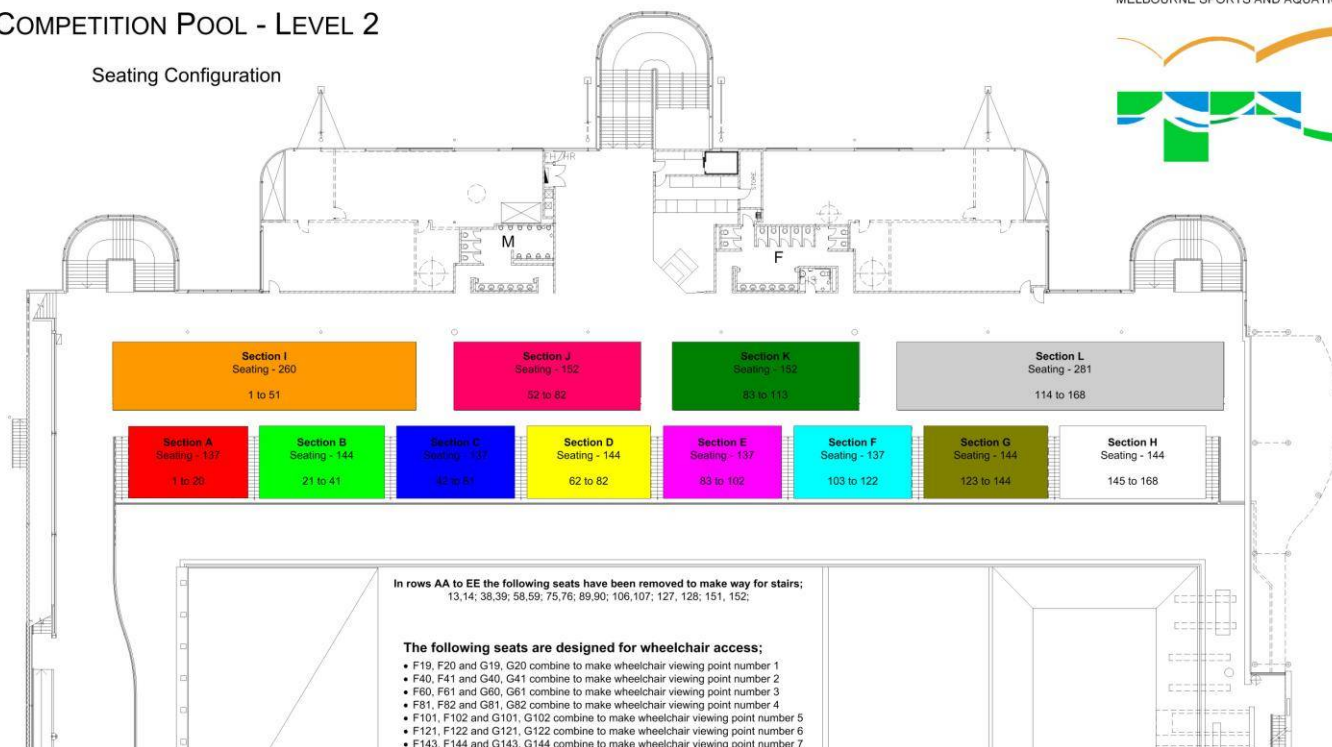
<b>District 21 - Bay A</b>
<b>Districts 11 &amp; 13 – Bay B</b>
<b>Districts 20 &amp; 19 – Bay C</b>
<b>Districts 14 &amp; 15 – Bay D</b>
<b>Districts 16 &amp; 22 - Bay E</b>

Additional spectator seating is available in Bays F & I

## COMPETITION POOL - LEVEL 2

Seating Configuration

MELBOURNE SPORTS AND AQUATIC CENTRE



## Marshalling

Swimmers are to marshal according to the marshalling event on the scoreboard. Marshalling is usually **three** events prior to the particular race. Swimmers are to marshal in the Marshalling Room on pool deck.

## Backstroke Events

Backstroke events require a feet first entry into the pool.

## Timekeepers

In addition to the ongoing support provided by our Swimming Victoria officials, the smooth running of this meet is also reliant on volunteer timekeepers. On the competition days, all timekeepers should report to the timekeepers' desk situated on pool deck near the AOE Room. All timekeepers will also receive a free entry pass towards the conclusion of each session and will be provided with refreshments.

## Results

Live results will be available during the event. Results will also be posted during the event behind the grandstand (near the Sport Information Desk). Swimming Victoria will post the completed event results at [www.swimmingvictoria.org.au](http://www.swimmingvictoria.org.au) by 10am on Monday 14 November 2011. The results will be available in a PDF, Meet Manager and Team Manager format. Results can be accessed on the National Results Database and Event Information page after the conclusion of the event.

## Lost Property

All participants and spectators are encouraged to bring minimal personal items to the event. Any essential items that must be brought along to the venue should be clearly labelled with a swimmer's name and/or club. MSAC staff will do a thorough sweep through of the venue after each session and any items will be handed to MSAC customer services. It should be reiterated to all swimmers that non-essential items should not be taken down to pool deck or into change rooms.

## Toilets and Change Rooms

Public toilets are located at the back of the Indoor pool grandstand. Athlete toilets and change room facilities are located adjacent to the outdoor and indoor pool concourse area, access via the rear corridor.

## Awards/Presentations

At the conclusion of the event, place getters are to make their way to the presentation area which will be located under the scoreboard. A Presentation Official will be in the area to assist. **Do not go for a swim down.** It is endeavored that patches will be presented during the following event(s).

The next 7 swimmers will receive a finalist flash. These can be collected from the table located on pool deck.

At the conclusion of the event, a presentation to the premier district will take place on pool deck.

## Official Photography Partners

Swimming Victoria's Official Photography Partners – **Sports In Focus** – will be taking action and presentation shots throughout the meet. You can view each events photo's **20 mins.** after completion of the event at their site. **Sports In Focus** are also available to take presentation photos to commemorate each athlete's award. Please see the staff at the **Sports In Focus** stand who will direct you towards the presentations photographer. *Also see their advertisement in this program for special event discounts & prices.*

## Event Listing

### Session One, Saturday 12 November 2011 at 10.00am (Warm up from 9:00am)

Event No.	Gender	Age Group	Distance	Stroke
1	Girls	10 years	50m	Butterfly
2	Boys	10 years	50m	Butterfly
3	Girls	9 years	50m	Butterfly
4	Boys	9 years	50m	Butterfly
5	Girls	7/8 years	50m	Butterfly
6	Boys	7/8 years	50m	Butterfly
7	Girls	10 years	50m	Backstroke
8	Boys	10 years	50m	Backstroke
9	Girls	9 years	50m	Backstroke
10	Boys	9 years	50m	Backstroke
11	Girls	8 years	50m	Backstroke
12	Boys	8 years	50m	Backstroke
13	Girls	7 years	50m	Backstroke
14	Boys	7 years	50m	Backstroke
15	Girls	10/under	4 x 50m	Freestyle Relay
16	Boys	10/under	4 x 50m	Freestyle Relay
17	Girls	9/under	4 x 50m	Freestyle Relay
18	Boys	9/under	4 x 50m	Freestyle Relay
19	Girls	8/under	4 x 50m	Freestyle Relay
20	Boys	8/under	4 x 50m	Freestyle Relay
21	Mixed	7 years	4 x 50m	Freestyle Relay

### Session Two, Saturday 12 November 2011 at 1.30pm (warm-up from 12:30pm)

Event No.	Gender	Age Group	Distance	Stroke
22	Girls	10 years	50m	Breaststroke
23	Boys	10 years	50m	Breaststroke
24	Girls	9 years	50m	Breaststroke
25	Boys	9 years	50m	Breaststroke
26	Girls	8 years	50m	Breaststroke
27	Boys	8 years	50m	Breaststroke
28	Girls	7 years	50m	Breaststroke
29	Boys	7 years	50m	Breaststroke
30	Girls	10 years	50m	Freestyle
31	Boys	10 years	50m	Freestyle
32	Girls	9 years	50m	Freestyle
33	Boys	9 years	50m	Freestyle
34	Girls	8 years	50m	Freestyle
35	Boys	8 years	50m	Freestyle
36	Girls	7 years	50m	Freestyle
37	Boys	7 years	50m	Freestyle
38	Girls	10/under	4 x 50m	Medley Relay
39	Boys	10/under	4 x 50m	Medley Relay
40	Girls	9/under	4 x 50m	Medley Relay
41	Boys	9/under	4 x 50m	Medley Relay
42	Mixed	7/8 years	4 x 50m	Medley Relay

# YOUR PHOTOS?



## 2011 SWIMMING VICTORIA 7-10's COUNTRY COMPETITION



**WE  
PHOTOGRAPH  
YOU!**  
PRO SPORT  
PHOTOGRAPHERS



**VIEW YOUR  
PHOTOS NOW!**

**ON SITE  
SUPER  
SCREENS!**



**ORDER AT  
THE EVENT!**  
AND YOU CAN  
SAVE UP TO **80%**

2011 EVENT NAME HERE



PICTURED BY  
**JOHN SMITH**  
CLUB NAME HERE  
EVENT DETAILS HERE



**AFTER EVENT VIEWING AVAILABLE ONLINE  
ONLINE SURCHARGES APPLY!  
WEBSITE: [www.sportsinfocus.com.au](http://www.sportsinfocus.com.au)  
PASSWORD: SIF03846**

**SPORTS IN FOCUS**  
SPORTS PHOTOGRAPHY WITH A DIFFERENCE

(03) 9005 7477  
PO Box 24138  
Melbourne, Victoria 3001

## Event Listing

### Session One, Saturday 12 November 2011 at 10.00am (Warm up from 9:00am)

Event No.	Gender	Age Group	Distance	Stroke
1	Girls	10 years	50m	Butterfly
2	Boys	10 years	50m	Butterfly
3	Girls	9 years	50m	Butterfly
4	Boys	9 years	50m	Butterfly
5	Girls	7/8 years	50m	Butterfly
6	Boys	7/8 years	50m	Butterfly
7	Girls	10 years	50m	Backstroke
8	Boys	10 years	50m	Backstroke
9	Girls	9 years	50m	Backstroke
10	Boys	9 years	50m	Backstroke
11	Girls	8 years	50m	Backstroke
12	Boys	8 years	50m	Backstroke
13	Girls	7 years	50m	Backstroke
14	Boys	7 years	50m	Backstroke
15	Girls	10/under	4 x 50m	Freestyle Relay
16	Boys	10/under	4 x 50m	Freestyle Relay
17	Girls	9/under	4 x 50m	Freestyle Relay
18	Boys	9/under	4 x 50m	Freestyle Relay
19	Girls	8/under	4 x 50m	Freestyle Relay
20	Boys	8/under	4 x 50m	Freestyle Relay
21	Mixed	7 years	4 x 50m	Freestyle Relay

### Session Two, Saturday 12 November 2011 at 1.30pm (warm-up from 12:30pm)

Event No.	Gender	Age Group	Distance	Stroke
22	Girls	10 years	50m	Breaststroke
23	Boys	10 years	50m	Breaststroke
24	Girls	9 years	50m	Breaststroke
25	Boys	9 years	50m	Breaststroke
26	Girls	8 years	50m	Breaststroke
27	Boys	8 years	50m	Breaststroke
28	Girls	7 years	50m	Breaststroke
29	Boys	7 years	50m	Breaststroke
30	Girls	10 years	50m	Freestyle
31	Boys	10 years	50m	Freestyle
32	Girls	9 years	50m	Freestyle
33	Boys	9 years	50m	Freestyle
34	Girls	8 years	50m	Freestyle
35	Boys	8 years	50m	Freestyle
36	Girls	7 years	50m	Freestyle
37	Boys	7 years	50m	Freestyle
38	Girls	10/under	4 x 50m	Medley Relay
39	Boys	10/under	4 x 50m	Medley Relay
40	Girls	9/under	4 x 50m	Medley Relay
41	Boys	9/under	4 x 50m	Medley Relay
42	Mixed	7/8 years	4 x 50m	Medley Relay

## 2011 Victorian 7-10 Country Competition - 12/11/2011

## Meet Program

## Event 1 Girls 10 Year Olds 50 LC Meter Butterfly

Lane	Name	Age	Team	Seed Time	Finals	Place
<b>Heat 1 of 4 Timed Finals</b>						
1	Crawford, Evelyn	10	North Central (D14)	1:05.94	_____	_____
2	Sommers, Sarah	10	Hume Upper Goulburn (D22)	57.83	_____	_____
3	Bott, Macey	10	North Central (D14)	56.97	_____	_____
4	Tito, Alyssa	10	Geelong (D11)	54.41	_____	_____
5	Schache, Bianca	10	Hume Upper Goulburn (D22)	56.97	_____	_____
6	Lowe, Rhiannan	10	Midlands (D16)	57.74	_____	_____
7	McKnight-Colliver, Summah-Rose	10	Central (D15)	58.03	_____	_____
8	Borserio, Paris	10	Central (D15)	NT	_____	_____
<b>Heat 2 of 4 Timed Finals</b>						
0	Nolan, Hannah	10	Midlands (D16)	53.67	_____	_____
1	Kohn, Tessa	10	Far Western (D13)	51.22	_____	_____
2	Morrison, Sara	10	Gippsland (D21)-VI	50.30	_____	_____
3	Fitzgerald, Janessa	10	Midlands (D16)	49.65	_____	_____
4	Elsworth, Charlotte	10	Geelong (D11)	49.36	_____	_____
5	Boness, Tara	10	Geelong (D11)	49.64	_____	_____
6	McColl, Rebecca	10	Midlands (D16)	50.07	_____	_____
7	Honeyman, Amy	10	Midlands (D16)	50.59	_____	_____
8	Anker, Darcee	10	Goulburn Valley (D19)-VI	53.28	_____	_____
9	Fox, Bridgette	10	Hume Upper Goulburn (D22)	53.96	_____	_____
<b>Heat 3 of 4 Timed Finals</b>						
0	Shiels, Eliza	10	Ovens & Murray (D20)	48.12	_____	_____
1	House, Mackensey	10	Ovens & Murray (D20)	45.97	_____	_____
2	Weber, Audrie	10	Midlands (D16)	45.64	_____	_____
3	Shiels, Nicole	10	Ovens & Murray (D20)	44.75	_____	_____
4	Moon, Georgia	10	Gippsland (D21)-VI	43.79	_____	_____
5	Jeffs, Eliza	10	Gippsland (D21)-VI	44.73	_____	_____
6	Riches, Sarah	10	Ovens & Murray (D20)	44.95	_____	_____
7	Polkinghorne, Georgia	10	Ovens & Murray (D20)	45.65	_____	_____
8	Hosken, Molly	10	Gippsland (D21)-VI	47.66	_____	_____
9	Atkinson, Arlie	10	North Central (D14)	49.13	_____	_____
<b>Heat 4 of 4 Timed Finals</b>						
0	Ziebarth, Claudia	10	Ovens & Murray (D20)	41.80	_____	_____
1	Gough, Jessica	10	Central (D15)	40.07	_____	_____
2	Costa, Sophie	10	Geelong (D11)	39.41	_____	_____
3	Cain, Bridget	10	Gippsland (D21)-VI	38.76	_____	_____
4	Wright, Olivia	10	Central (D15)	38.41	_____	_____
5	Dennis, Sharnie-lee	10	Geelong (D11)	38.63	_____	_____
6	Misi, Emma	10	Geelong (D11)	39.08	_____	_____
7	Castle, Hayley	10	Gippsland (D21)-VI	39.61	_____	_____
8	Perry, Dannielle	10	Central (D15)	40.60	_____	_____
9	Vella, Rochelle	10	Central (D15)	42.39	_____	_____

## Event 2 Boys 10 Year Olds 50 LC Meter Butterfly

Lane	Name	Age	Team	Seed Time	Finals	Place
<b>Heat 1 of 3 Timed Finals</b>						
1	Malady, Braiden	10	Far Western (D13)	1:14.21	_____	_____
2	Holdsworth, Bailey	10	Far Western (D13)	1:00.39	_____	_____
3	Mims, Tynan	10	Hume Upper Goulburn (D22)	58.95	_____	_____
4	Backhouse, Luke	10	Ovens & Murray (D20)	56.79	_____	_____
5	Ratnayake, Hirun	10	Geelong (D11)	58.81	_____	_____
6	Boyd, Austin	10	Central (D15)	59.99	_____	_____
7	Coughlin, Mitchell	10	Central (D15)	1:10.69	_____	_____
8	Cooper, James	10	Hume Upper Goulburn (D22)	NT	_____	_____

## 2011 Victorian 7-10 Country Competition - 12/11/2011

## Meet Program

**Heat 2 Timed Finals... (Event 2 Boys 10 Year Olds 50 LC Meter Butterfly)**

0	Cooper, Luke	10	Central (D15)	53.08	_____	_____
1	Green, Drew	10	Geelong (D11)	52.58	_____	_____
2	Ziebarth, Eddy	10	Ovens & Murray (D20)	51.19	_____	_____
3	Withell, Ryan	10	Gippsland (D21)-VI	50.09	_____	_____
4	Riches, Matthew	10	Ovens & Murray (D20)	48.81	_____	_____
5	Prestidge, Harrison	10	Gippsland (D21)-VI	49.23	_____	_____
6	Fothergill, Blake	10	Goulburn Valley (D19)-VI	51.05	_____	_____
7	Walker, Ryley	10	Ovens & Murray (D20)	51.90	_____	_____
8	Maas, Lachlan	10	Gippsland (D21)-VI	53.01	_____	_____
9	Jordan, Cameron	10	Central (D15)	55.14	_____	_____

**Heat 3 of 3 Timed Finals**

0	Bisinella, Alex	10	Geelong (D11)	46.50	_____	_____
1	Christopher, Ben	10	Hume Upper Goulburn (D22)	43.99	_____	_____
2	Howlett, Jack	10	Gippsland (D21)-VI	42.36	_____	_____
3	Ross, Liam	10	Ovens & Murray (D20)	39.88	_____	_____
4	Sherlock, Mitchell	10	Central (D15)	38.19	_____	_____
5	Harry, Oscar	10	Gippsland (D21)-VI	39.01	_____	_____
6	Da Ros, Jye	10	Gippsland (D21)-VI	41.99	_____	_____
7	Ashwell, Hayden	10	Ovens & Murray (D20)	43.34	_____	_____
8	Hanrahan, Aidan	10	Midlands (D16)	44.11	_____	_____
9	Hawke, Thomas	10	Central (D15)	48.06	_____	_____

**Event 3 Girls 9 Year Olds 50 LC Meter Butterfly**

Lane	Name	Age	Team	Seed Time	Finals	Place
<b>Heat 1 of 3 Timed Finals</b>						
2	McEwan, Hannah	9	Gippsland (D21)-VI	1:28.00	_____	_____
3	King, Bridgette	9	North Central (D14)	1:15.85	_____	_____
4	Wishart, Katelyn	9	North Central (D14)	1:07.97	_____	_____
5	Hughes, Lucy	9	Ovens & Murray (D20)	1:11.81	_____	_____
6	King, Bridget	9	Gippsland (D21)-VI	1:27.96	_____	_____
7	Judd, Lara	9	North Central (D14)	NT	_____	_____
<b>Heat 2 of 3 Timed Finals</b>						
0	Watson, Jordyn	9	Ovens & Murray (D20)	1:05.45	_____	_____
1	McGowan, Maddison	9	North Central (D14)	1:02.78	_____	_____
2	Smeelie, Erin	9	Central (D15)	1:00.52	_____	_____
3	Tricarico, Grace	9	Hume Upper Goulburn (D22)	59.53	_____	_____
4	Beale, Chelsea	9	Central (D15)	56.92	_____	_____
5	Micallef, Natasha	9	Central (D15)	57.95	_____	_____
6	Willett, Ashley	9	Ovens & Murray (D20)	1:00.24	_____	_____
7	Wassing, Ella	9	Central (D15)	1:00.81	_____	_____
8	Pistrin, Elayna	9	Gippsland (D21)-VI	1:04.49	_____	_____
9	O'Neill, Bree	9	Gippsland (D21)-VI	1:06.59	_____	_____
<b>Heat 3 of 3 Timed Finals</b>						
0	Wills, Holly	9	Midlands (D16)	55.61	_____	_____
1	Gibbons, Natalie	9	Ovens & Murray (D20)	53.84	_____	_____
2	Plunkett, Isabella	9	Ovens & Murray (D20)	53.03	_____	_____
3	Snell, Sadira	9	Gippsland (D21)-VI	50.27	_____	_____
4	Waller, Sophie	9	Central (D15)	43.12	_____	_____
5	Loftus, Jessica	9	Geelong (D11)	46.08	_____	_____
6	Campbell, Margaret	9	Central (D15)	50.62	_____	_____
7	Rowand, Hollie	9	Gippsland (D21)-VI	53.19	_____	_____
8	Hurley, Emma	9	Hume Upper Goulburn (D22)	55.11	_____	_____
9	Fenton, Jane	9	Far Western (D13)	56.92	_____	_____

## 2011 Victorian 7-10 Country Competition - 12/11/2011

## Meet Program

## Event 4 Boys 9 Year Olds 50 LC Meter Butterfly

Lane	Name	Age	Team	Seed Time	Finals	Place
<b>Heat 1 of 3 Timed Finals</b>						
2	Smits, Henry	9	Ovens & Murray (D20)	1:25.59	_____	_____
3	Andison, Jack	9	Ovens & Murray (D20)	1:08.93	_____	_____
4	Lee, Henry	9	Ovens & Murray (D20)	1:05.39	_____	_____
5	Parkinson, Callum	9	Midlands (D16)	1:08.16	_____	_____
6	Collings, Tyler	9	Central (D15)	1:14.12	_____	_____
7	Lau, Ziggy	9	Central (D15)	NT	_____	_____
<b>Heat 2 of 3 Timed Finals</b>						
0	Tricarico, Jack	9	Hume Upper Goulburn (D22)	1:04.09	_____	_____
1	Morrissey, Xavier	9	Central (D15)	1:01.23	_____	_____
2	Osborn, Timothy	9	Gippsland (D21)-VI	54.42	_____	_____
3	Georgeson, Kieran	9	Gippsland (D21)-VI	52.53	_____	_____
4	Trevena, Shogo	9	Midlands (D16)	51.29	_____	_____
5	Trevena, Takumi	9	Midlands (D16)	52.30	_____	_____
6	Symons, Connor	9	Central (D15)	53.69	_____	_____
7	Dromey, Bradley	9	Central (D15)	57.07	_____	_____
8	Miller, Jack	9	Ovens & Murray (D20)	1:03.37	_____	_____
9	Stadelmann, Christian	9	Ovens & Murray (D20)	1:05.17	_____	_____
<b>Heat 3 of 3 Timed Finals</b>						
0	Hutchins, Jake	9	Gippsland (D21)-VI	49.73	_____	_____
1	Crothers-Bade, Sam	9	Midlands (D16)	48.65	_____	_____
2	Mittell, James	9	Central (D15)	47.31	_____	_____
3	Doultree, Chance	9	Gippsland (D21)-VI	42.34	_____	_____
4	Johnston, Patrick	9	Ovens & Murray (D20)	40.25	_____	_____
5	Fredericks, Tobias	9	Geelong (D11)	41.69	_____	_____
6	Kol, Ed	9	Geelong (D11)	45.33	_____	_____
7	Scanlon, Brandan	9	Geelong (D11)	48.15	_____	_____
8	Clare, William	9	Gippsland (D21)-VI	49.64	_____	_____
9	Kiley, Jacob	9	Gippsland (D21)-VI	50.38	_____	_____

## Event 5 Girls 7-8 50 LC Meter Butterfly

Lane	Name	Age	Team	Seed Time	Finals	Place
<b>Heat 1 of 2 Timed Finals</b>						
0	Lau, Zalli	7	Central (D15)	NT	_____	_____
1	Plunkett, Phoebe	8	Ovens & Murray (D20)	1:12.25	_____	_____
2	Martin, Nicole	8	Ovens & Murray (D20)	1:06.62	_____	_____
3	Grange, Emily	8	Gippsland (D21)-VI	1:03.67	_____	_____
4	Vanderkolk, Mayson	8	Gippsland (D21)-VI	1:02.15	_____	_____
5	Skewes, Maggie	7	Central (D15)	1:02.75	_____	_____
6	Ablett, Neisha	8	Gippsland (D21)-VI	1:04.79	_____	_____
7	Perry, Sammantha	7	Central (D15)	1:07.28	_____	_____
8	Durdin-Paul, Angel	7	Ovens & Murray (D20)	1:12.86	_____	_____
<b>Heat 2 of 2 Timed Finals</b>						
0	Shepherd, Hannah	8	Gippsland (D21)-VI	58.69	_____	_____
1	Nix, Annaliese	8	Gippsland (D21)-VI	56.25	_____	_____
2	Wall, Evie	8	Ovens & Murray (D20)	52.19	_____	_____
3	Green, Molly	8	Geelong (D11)	51.13	_____	_____
4	Curthoys-Davies, Harliai	8	North Central (D14)	48.37	_____	_____
5	Henderson, Phoebe	8	Midlands (D16)	50.96	_____	_____
6	Riches, Ella	8	Ovens & Murray (D20)	51.56	_____	_____
7	Riches, Hannah	8	Ovens & Murray (D20)	56.04	_____	_____
8	Hill, Nikita	8	Far Western (D13)	56.41	_____	_____
9	Anderson, Shauna	8	Gippsland (D21)-VI	1:00.05	_____	_____

## 2011 Victorian 7-10 Country Competition - 12/11/2011

## Meet Program

## Event 6 Boys 7-8 50 LC Meter Butterfly

Lane	Name	Age	Team	Seed Time	Finals	Place
<b>Heat 1 of 2 Timed Finals</b>						
3	Robinson, Edward	8	North Central (D14)	NT	_____	_____
4	Hamilton, Thomas	7	Gippsland (D21)-VI	1:25.27	_____	_____
5	Fell, Brock	8	Far Western (D13)	NT	_____	_____
<b>Heat 2 of 2 Timed Finals</b>						
1	Wall, Jake	8	Ovens & Murray (D20)	1:11.83	_____	_____
2	Kim, Jun	8	North Central (D14)	1:07.47	_____	_____
3	Hodgson, Nick	8	North Central (D14)	1:02.34	_____	_____
4	Clerks, Jackson	8	Gippsland (D21)-VI	52.68	_____	_____
5	Spencer, Will	8	Gippsland (D21)-VI	53.20	_____	_____
6	Meakin, Oliver	8	Midlands (D16)	1:03.88	_____	_____
7	Schoutens, Vincent	8	Gippsland (D21)-VI	1:09.68	_____	_____
8	Black, Nathan	8	Central (D15)	1:14.12	_____	_____

## Event 7 Girls 10 Year Olds 50 LC Meter Backstroke

Lane	Name	Age	Team	Seed Time	Finals	Place
<b>Heat 1 of 5 Timed Finals</b>						
3	Andrew, Amelia	10	Hume Upper Goulburn (D22)	NT	_____	_____
4	Sommers, Sarah	10	Hume Upper Goulburn (D22)	1:02.67	_____	_____
5	Delany, Kate	10	Far Western (D13)	1:14.57	_____	_____
6	Bourne, Ashleigh	10	Hume Upper Goulburn (D22)	NT	_____	_____
<b>Heat 2 of 5 Timed Finals</b>						
0	Fitzgerald, Janessa	10	Midlands (D16)	56.54	_____	_____
1	Anker, Darcee	10	Goulburn Valley (D19)-VI	54.86	_____	_____
2	Hearn, Cecilia	10	Midlands (D16)	53.11	_____	_____
3	Nolan, Hannah	10	Midlands (D16)	52.24	_____	_____
4	McColl, Rebecca	10	Midlands (D16)	51.83	_____	_____
5	Atkinson, Arlie	10	North Central (D14)	52.23	_____	_____
6	Simpson, Taylah	10	North Central (D14)	52.31	_____	_____
7	Schache, Bianca	10	Hume Upper Goulburn (D22)	53.84	_____	_____
8	McKnight-Colliver, Summah-Rose	10	Central (D15)	54.96	_____	_____
9	Wheeler, Anika	10	Goulburn Valley (D19)-VI	56.75	_____	_____
<b>Heat 3 of 5 Timed Finals</b>						
0	Honeyman, Amy	10	Midlands (D16)	51.04	_____	_____
1	Harris, Grace	10	Geelong (D11)	49.71	_____	_____
2	Elsworth, Charlotte	10	Geelong (D11)	48.38	_____	_____
3	Kohn, Tessa	10	Far Western (D13)	47.42	_____	_____
4	Magnusson, Keely	10	North Central (D14)	45.70	_____	_____
5	Crawford, Evelyn	10	North Central (D14)	46.48	_____	_____
6	Hosken, Molly	10	Gippsland (D21)-VI	48.16	_____	_____
7	Morrison, Sara	10	Gippsland (D21)-VI	48.45	_____	_____
8	Fox, Bridgette	10	Hume Upper Goulburn (D22)	49.90	_____	_____
9	Bott, Macey	10	North Central (D14)	51.75	_____	_____
<b>Heat 4 of 5 Timed Finals</b>						
0	Castle, Hayley	10	Gippsland (D21)-VI	45.43	_____	_____
1	Weber, Audrie	10	Midlands (D16)	44.96	_____	_____
2	Anderson, Meg	10	Geelong (D11)	44.41	_____	_____
3	Holmes, Hayley	10	Central (D15)	43.92	_____	_____
4	Shiels, Eliza	10	Ovens & Murray (D20)	43.38	_____	_____
5	Cain, Bridget	10	Gippsland (D21)-VI	43.41	_____	_____
6	Vella, Rochelle	10	Central (D15)	44.39	_____	_____
7	Shiels, Nicole	10	Ovens & Murray (D20)	44.86	_____	_____
8	House, Mackensey	10	Ovens & Murray (D20)	45.24	_____	_____
9	Misi, Emma	10	Geelong (D11)	45.65	_____	_____

## 2011 Victorian 7-10 Country Competition - 12/11/2011

## Meet Program

**Heat 5 Timed Finals... (Event 7 Girls 10 Year Olds 50 LC Meter Backstroke)**

0	Polkinghorne, Georgia	10	Ovens & Murray (D20)	42.88	_____	_____
1	Riches, Sarah	10	Ovens & Murray (D20)	42.31	_____	_____
2	Wright, Olivia	10	Central (D15)	41.82	_____	_____
3	Costa, Sophie	10	Geelong (D11)	40.80	_____	_____
4	Dennis, Sharnie-lee	10	Geelong (D11)	39.82	_____	_____
5	Gough, Jessica	10	Central (D15)	39.95	_____	_____
6	Moon, Georgia	10	Gippsland (D21)-VI	41.09	_____	_____
7	Jeffs, Eliza	10	Gippsland (D21)-VI	42.25	_____	_____
8	Ziebarth, Claudia	10	Ovens & Murray (D20)	42.76	_____	_____
9	Perry, Dannielle	10	Central (D15)	43.19	_____	_____

**Event 8 Boys 10 Year Olds 50 LC Meter Backstroke**

Lane	Name	Age	Team	Seed Time	Finals	Place
<b>Heat 1 of 4 Timed Finals</b>						
2	Chester, Jonathon	10	Midlands (D16)	1:11.15	_____	_____
3	Mims, Tynan	10	Hume Upper Goulburn (D22)	1:01.15	_____	_____
4	Stahl, Joshua	10	Midlands (D16)	58.60	_____	_____
5	Potts, Tim	10	Hume Upper Goulburn (D22)	1:01.13	_____	_____
6	Cooper, James	10	Hume Upper Goulburn (D22)	1:01.26	_____	_____
<b>Heat 2 of 4 Timed Finals</b>						
0	Holdsworth, Bailey	10	Far Western (D13)	57.75	_____	_____
1	McGowan, Sam	10	North Central (D14)	55.84	_____	_____
2	Walker, Ryley	10	Ovens & Murray (D20)	52.81	_____	_____
3	Cooper, Luke	10	Central (D15)	52.02	_____	_____
4	Boschen, Casey	10	Central (D15)	49.69	_____	_____
5	Boyd, Austin	10	Central (D15)	51.86	_____	_____
6	Hayes, Fintan	10	Central (D15)	52.25	_____	_____
7	Harris, Ben	10	Geelong (D11)	55.05	_____	_____
8	Ratnayake, Hirun	10	Geelong (D11)	56.53	_____	_____
9	Peuker, William	10	Midlands (D16)	57.96	_____	_____
<b>Heat 3 of 4 Timed Finals</b>						
0	Platt, Benjamin	10	Geelong (D11)	48.82	_____	_____
1	Hanrahan, Aidan	10	Midlands (D16)	48.44	_____	_____
2	Ashwell, Hayden	10	Ovens & Murray (D20)	47.46	_____	_____
3	Green, Drew	10	Geelong (D11)	46.74	_____	_____
4	Prestidge, Harrison	10	Gippsland (D21)-VI	46.15	_____	_____
5	Fothergill, Blake	10	Goulburn Valley (D19)-VI	46.40	_____	_____
6	Backhouse, Luke	10	Ovens & Murray (D20)	47.11	_____	_____
7	Bisinella, Alex	10	Geelong (D11)	48.16	_____	_____
8	Ross, Liam	10	Ovens & Murray (D20)	48.66	_____	_____
9	Phillips, Mitchell	10	Midlands (D16)	49.00	_____	_____
<b>Heat 4 of 4 Timed Finals</b>						
0	Ingravalle, Lincoln	10	Gippsland (D21)-VI	45.65	_____	_____
1	Sherlock, Mitchell	10	Central (D15)	44.47	_____	_____
2	Riches, Matthew	10	Ovens & Murray (D20)	43.28	_____	_____
3	Howlett, Jack	10	Gippsland (D21)-VI	41.91	_____	_____
4	Harry, Oscar	10	Gippsland (D21)-VI	40.78	_____	_____
5	Christopher, Ben	10	Hume Upper Goulburn (D22)	41.55	_____	_____
6	Withell, Ryan	10	Gippsland (D21)-VI	42.34	_____	_____
7	Da Ros, Jye	10	Gippsland (D21)-VI	44.39	_____	_____
8	Hawke, Thomas	10	Central (D15)	44.77	_____	_____
9	Ziebarth, Eddy	10	Ovens & Murray (D20)	45.79	_____	_____

## 2011 Victorian 7-10 Country Competition - 12/11/2011

## Meet Program

## Event 9 Girls 9 Year Olds 50 LC Meter Backstroke

Lane	Name	Age	Team	Seed Time	Finals	Place
<b>Heat 1 of 4 Timed Finals</b>						
3	Judd, Lara	9	North Central (D14)	NT	_____	_____
4	Makeham, Denby	9	North Central (D14)	NT	_____	_____
5	Thompson, Amelia	9	Hume Upper Goulburn (D22)	NT	_____	_____
<b>Heat 2 of 4 Timed Finals</b>						
1	King, Bridgette	9	North Central (D14)	59.11	_____	_____
2	House, Blaynee	9	Ovens & Murray (D20)	57.54	_____	_____
3	Hughes, Lucy	9	Ovens & Murray (D20)	57.14	_____	_____
4	Hurley, Emma	9	Hume Upper Goulburn (D22)	55.17	_____	_____
5	Wishart, Katelyn	9	North Central (D14)	55.86	_____	_____
6	Dunning, Georgia	9	Goulburn Valley (D19)-VI	57.42	_____	_____
7	Tricarico, Grace	9	Hume Upper Goulburn (D22)	57.59	_____	_____
8	Barnett, Mimi	9	Midlands (D16)	1:10.90	_____	_____
<b>Heat 3 of 4 Timed Finals</b>						
0	Plunkett, Isabella	9	Ovens & Murray (D20)	54.00	_____	_____
1	McGowan, Maddison	9	North Central (D14)	52.63	_____	_____
2	van Rossum, Chelsey	9	Gippsland (D21)-VI	51.85	_____	_____
3	Howell, Erin	9	Central (D15)	51.36	_____	_____
4	Fenton, Jane	9	Far Western (D13)	51.21	_____	_____
5	Clough, Laura	9	Central (D15)	51.26	_____	_____
6	Barnes, Tess	9	Central (D15)	51.60	_____	_____
7	Wills, Holly	9	Midlands (D16)	52.60	_____	_____
8	Willett, Ashley	9	Ovens & Murray (D20)	52.91	_____	_____
9	Watson, Jordyn	9	Ovens & Murray (D20)	54.83	_____	_____
<b>Heat 4 of 4 Timed Finals</b>						
0	Cox, Lauren	9	Central (D15)	50.87	_____	_____
1	Snell, Sadira	9	Gippsland (D21)-VI	49.35	_____	_____
2	Waller, Sophie	9	Central (D15)	48.54	_____	_____
3	Rowand, Hollie	9	Gippsland (D21)-VI	46.85	_____	_____
4	Loftus, Jessica	9	Geelong (D11)	43.60	_____	_____
5	Gibbons, Natalie	9	Ovens & Murray (D20)	46.37	_____	_____
6	Goode, Emily	9	Gippsland (D21)-VI	47.46	_____	_____
7	Beale, Chelsea	9	Central (D15)	49.12	_____	_____
8	Lee, Audrey	9	Gippsland (D21)-VI	50.52	_____	_____
9	Pistrin, Elayna	9	Gippsland (D21)-VI	50.99	_____	_____

## Event 10 Boys 9 Year Olds 50 LC Meter Backstroke

Lane	Name	Age	Team	Seed Time	Finals	Place
<b>Heat 1 of 4 Timed Finals</b>						
3	Tyson, Liam	9	Hume Upper Goulburn (D22)	NT	_____	_____
4	Parkinson, Callum	9	Midlands (D16)	1:01.75	_____	_____
5	Caldow, Riley	9	Midlands (D16)	1:07.10	_____	_____
<b>Heat 2 of 4 Timed Finals</b>						
1	Miller, Jack	9	Ovens & Murray (D20)	57.36	_____	_____
2	Tricarico, Jack	9	Hume Upper Goulburn (D22)	57.21	_____	_____
3	Andison, Jack	9	Ovens & Murray (D20)	56.53	_____	_____
4	Costa, Tom	9	Geelong (D11)	55.65	_____	_____
5	Symons, Connor	9	Central (D15)	56.32	_____	_____
6	Kagithala, Jeevan	9	Ovens & Murray (D20)	56.71	_____	_____
7	Wheeldon, George	9	Central (D15)	57.29	_____	_____
8	Pollard, Thomas	9	North Central (D14)	59.04	_____	_____

## 2011 Victorian 7-10 Country Competition - 12/11/2011

## Meet Program

**Heat 3 Timed Finals... (Event 10 Boys 9 Year Olds 50 LC Meter Backstroke)**

0	Lee, Henry	9	Ovens & Murray (D20)	55.15	_____	_____
1	Dromey, Bradley	9	Central (D15)	53.08	_____	_____
2	Crothers-Bade, Sam	9	Midlands (D16)	51.61	_____	_____
3	Georgeson, Kieran	9	Gippsland (D21)-VI	51.12	_____	_____
4	Mittell, James	9	Central (D15)	49.19	_____	_____
5	Trevena, Takumi	9	Midlands (D16)	50.04	_____	_____
6	Van Der Zwet, Oscar	9	Gippsland (D21)-VI	51.43	_____	_____
7	Hutchins, Jake	9	Gippsland (D21)-VI	51.94	_____	_____
8	Collings, Tyler	9	Central (D15)	54.97	_____	_____
9	Macadam, Samuel	9	Goulburn Valley (D19)-VI	55.57	_____	_____

**Heat 4 of 4 Timed Finals**

0	Trickett, Matthew	9	Gippsland (D21)-VI	47.37	_____	_____
1	Trevena, Shogo	9	Midlands (D16)	46.15	_____	_____
2	Scanlon, Brandan	9	Geelong (D11)	45.99	_____	_____
3	Clare, William	9	Gippsland (D21)-VI	44.31	_____	_____
4	Fredericks, Tobias	9	Geelong (D11)	41.27	_____	_____
5	Johnston, Patrick	9	Ovens & Murray (D20)	42.17	_____	_____
6	Doultree, Chance	9	Gippsland (D21)-VI	45.11	_____	_____
7	Kol, Ed	9	Geelong (D11)	46.06	_____	_____
8	Stadelmann, Christian	9	Ovens & Murray (D20)	47.35	_____	_____
9	Morrissey, Xavier	9	Central (D15)	48.86	_____	_____

**Event 11 Girls 8 Year Olds 50 LC Meter Backstroke**

Lane	Name	Age	Team	Seed Time	Finals	Place
------	------	-----	------	-----------	--------	-------

**Heat 1 of 3 Timed Finals**

3	Andrew, Giselle	8	Hume Upper Goulburn (D22)	NT	_____	_____
4	Plunkett, Phoebe	8	Ovens & Murray (D20)	1:09.79	_____	_____
5	Nelson, Amy	8	Geelong (D11)	1:14.39	_____	_____

**Heat 2 of 3 Timed Finals**

0	Griffith, Brianna	8	Midlands (D16)	1:05.87	_____	_____
1	Suckling, Emily	8	Geelong (D11)	58.88	_____	_____
2	Martin, Nicole	8	Ovens & Murray (D20)	56.99	_____	_____
3	Anderson, Shauna	8	Gippsland (D21)-VI	55.99	_____	_____
4	Vanderkolk, Mayson	8	Gippsland (D21)-VI	53.73	_____	_____
5	Shepherd, Hannah	8	Gippsland (D21)-VI	55.41	_____	_____
6	Brook, Carissa	8	Central (D15)	56.48	_____	_____
7	Riches, Hannah	8	Ovens & Murray (D20)	58.28	_____	_____
8	Naraghi, Jasmine	8	Geelong (D11)	1:03.34	_____	_____

**Heat 3 of 3 Timed Finals**

0	Green, Molly	8	Geelong (D11)	52.54	_____	_____
1	Nix, Annaliese	8	Gippsland (D21)-VI	52.20	_____	_____
2	Hill, Nikita	8	Far Western (D13)	51.41	_____	_____
3	Wall, Evie	8	Ovens & Murray (D20)	51.29	_____	_____
4	Curthoys-Davies, Harliai	8	North Central (D14)	46.85	_____	_____
5	Henderson, Phoebe	8	Midlands (D16)	48.61	_____	_____
6	Ganci, Estella	8	Gippsland (D21)-VI	51.33	_____	_____
7	Riches, Ella	8	Ovens & Murray (D20)	52.06	_____	_____
8	Boyer, Niamh	8	Ovens & Murray (D20)	52.52	_____	_____
9	Coles, Mietta	8	Gippsland (D21)-VI	52.92	_____	_____

**Event 12 Boys 8 Year Olds 50 LC Meter Backstroke**

Lane	Name	Age	Team	Seed Time	Finals	Place
------	------	-----	------	-----------	--------	-------

**Heat 1 of 3 Timed Finals**

2	Garner, Angus	8	Hume Upper Goulburn (D22)	NT	_____	_____
3	Robinson, Edward	8	North Central (D14)	NT	_____	_____
4	Fell, Brock	8	Far Western (D13)	1:27.32	_____	_____
5	Barnes, Tom	8	Hume Upper Goulburn (D22)	NT	_____	_____
6	Frew, Kane	8	Central (D15)	NT	_____	_____

## 2011 Victorian 7-10 Country Competition - 12/11/2011

## Meet Program

**Heat 2 Timed Finals... (Event 12 Boys 8 Year Olds 50 LC Meter Backstroke)**

0	Craig, Lachlan	8	Far Western (D13)	1:10.35	_____	_____
1	Malady, Samuel	8	Far Western (D13)	1:08.05	_____	_____
2	Beckley, Harvey	8	Geelong (D11)	1:04.71	_____	_____
3	Meakin, Oliver	8	Midlands (D16)	1:02.22	_____	_____
4	Peters, Bradley	8	Gippsland (D21)-VI	57.36	_____	_____
5	Tilley, Sam	8	Midlands (D16)	1:01.63	_____	_____
6	Williams, Darcy	8	Midlands (D16)	1:02.37	_____	_____
7	Walker, Nixon	8	Ovens & Murray (D20)	1:05.31	_____	_____
8	Roberts, Fergus	8	Far Western (D13)	1:10.00	_____	_____
9	Black, Nathan	8	Central (D15)	1:12.27	_____	_____

**Heat 3 of 3 Timed Finals**

0	Hodgson, Nick	8	North Central (D14)	56.59	_____	_____
1	Fleming, Benjamin	8	Gippsland (D21)-VI	55.82	_____	_____
2	Wall, Jake	8	Ovens & Murray (D20)	55.13	_____	_____
3	Downing, Harry	8	Central (D15)	53.97	_____	_____
4	Clerks, Jackson	8	Gippsland (D21)-VI	53.53	_____	_____
5	Spencer, Will	8	Gippsland (D21)-VI	53.61	_____	_____
6	Schoutens, Vincent	8	Gippsland (D21)-VI	54.88	_____	_____
7	Durden, Oscar	8	Geelong (D11)	55.14	_____	_____
8	Lee, Jesse	8	Gippsland (D21)-VI	56.43	_____	_____
9	Kim, Jun	8	North Central (D14)	57.35	_____	_____

**Event 13 Girls 7 Year Olds 50 LC Meter Backstroke**

Lane	Name	Age	Team	Seed Time	Finals	Place
------	------	-----	------	-----------	--------	-------

**Heat 1 of 2 Timed Finals**

2	Hughes, Emma	7	Ovens & Murray (D20)	1:46.71	_____	_____
3	Durbin-Paul, Angel	7	Ovens & Murray (D20)	1:07.12	_____	_____
4	Suckling, Jade	7	Geelong (D11)	1:05.18	_____	_____
5	Gay, Latisha	7	Far Western (D13)	1:05.75	_____	_____
6	Polkinghorne, Rori	7	Ovens & Murray (D20)	1:33.00	_____	_____
7	Lau, Zalli	7	Central (D15)	NT	_____	_____

**Heat 2 of 2 Timed Finals**

0	O'Neill, Keira	7	Gippsland (D21)-VI	1:03.67	_____	_____
1	Platt, Olivia	7	Geelong (D11)	1:02.47	_____	_____
2	Wedlock, Kiana	7	Gippsland (D21)-VI	56.50	_____	_____
3	McKenna, Alicia	7	Gippsland (D21)-VI	55.08	_____	_____
4	Waller, Sophie	7	Gippsland (D21)-VI	49.76	_____	_____
5	Bezzina, Caydence	7	Gippsland (D21)-VI	55.03	_____	_____
6	Skewes, Maggie	7	Central (D15)	55.65	_____	_____
7	Witham, Millie	7	Gippsland (D21)-VI	1:01.96	_____	_____
8	Perry, Sammantha	7	Central (D15)	1:03.14	_____	_____
9	Delany, Bridget	7	Far Western (D13)	1:04.00	_____	_____

**Event 14 Boys 7 Year Olds 50 LC Meter Backstroke**

Lane	Name	Age	Team	Seed Time	Finals	Place
------	------	-----	------	-----------	--------	-------

**Heat 1 of 1 Timed Finals**

2	Haberl, Xavier	7	Gippsland (D21)-VI	1:38.05	_____	_____
3	Malcolm, Shaun	7	Gippsland (D21)-VI	1:25.06	_____	_____
4	Watson, Taj	7	Ovens & Murray (D20)	57.25	_____	_____
5	Roberts, Kailey	7	Central (D15)	1:06.73	_____	_____
6	Hamilton, Thomas	7	Gippsland (D21)-VI	1:25.45	_____	_____
7	Beales, Gabriel	7	Gippsland (D21)-VI	1:42.10	_____	_____

## 2011 Victorian 7-10 Country Competition - 12/11/2011

## Meet Program

**Event 15 Girls 10 & Under 200 LC Meter Freestyle Relay**

Lane	Team	Relay	Seed Time	Finals	Place
<b>Heat 1 of 1 Timed Finals</b>					
1	Geelong (D11)	A	NT	_____	_____
2	Hume Upper Goulburn (D22)	A	NT	_____	_____
3	Gippsland (D21)-VI	A	2:26.56	_____	_____
4	Ovens & Murray (D20)	A	2:22.45	_____	_____
5	Central (D15)	A	2:25.55	_____	_____
6	Midlands (D16)	A	2:46.99	_____	_____
7	Far Western (D13)	A	NT	_____	_____
8	North Central (D14)	A	NT	_____	_____

**Event 16 Boys 10 & Under 200 LC Meter Freestyle Relay**

Lane	Team	Relay	Seed Time	Finals	Place
<b>Heat 1 of 1 Timed Finals</b>					
2	Geelong (D11)	A	NT	_____	_____
3	Central (D15)	A	2:37.74	_____	_____
4	Gippsland (D21)-VI	A	2:25.26	_____	_____
5	Ovens & Murray (D20)	A	2:29.64	_____	_____
6	Midlands (D16)	A	3:00.56	_____	_____
7	Hume Upper Goulburn (D22)	A	NT	_____	_____

**Event 17 Girls 9 & Under 200 LC Meter Freestyle Relay**

Lane	Team	Relay	Seed Time	Finals	Place
<b>Heat 1 of 1 Timed Finals</b>					
2	Hume Upper Goulburn (D22)	A	NT	_____	_____
3	Gippsland (D21)-VI	A	2:45.02	_____	_____
4	Midlands (D16)	A	2:07.15	_____	_____
5	Central (D15)	A	2:40.56	_____	_____
6	Ovens & Murray (D20)	A	2:49.14	_____	_____
7	North Central (D14)	A	NT	_____	_____

**Event 18 Boys 9 & Under 200 LC Meter Freestyle Relay**

Lane	Team	Relay	Seed Time	Finals	Place
<b>Heat 1 of 1 Timed Finals</b>					
1	North Central (D14)	A	NT	_____	_____
2	Hume Upper Goulburn (D22)	A	NT	_____	_____
3	Midlands (D16)	A	2:49.44	_____	_____
4	Gippsland (D21)-VI	A	2:34.34	_____	_____
5	Ovens & Murray (D20)	A	2:46.52	_____	_____
6	Central (D15)	A	2:59.50	_____	_____
7	Geelong (D11)	A	NT	_____	_____

**Event 19 Girls 8 & Under 200 LC Meter Freestyle Relay**

Lane	Team	Relay	Seed Time	Finals	Place
<b>Heat 1 of 1 Timed Finals</b>					
3	Central (D15)	A	NT	_____	_____
4	Ovens & Murray (D20)	A	2:57.21	_____	_____
5	Gippsland (D21)-VI	A	2:58.80	_____	_____
6	Geelong (D11)	A	NT	_____	_____

**Event 20 Boys 8 & Under 200 LC Meter Freestyle Relay**

Lane	Team	Relay	Seed Time	Finals	Place
<b>Heat 1 of 1 Timed Finals</b>					
2	Far Western (D13)	A	NT	_____	_____
3	Central (D15)	A	4:33.33	_____	_____
4	Gippsland (D21)-VI	A	3:06.09	_____	_____
5	Ovens & Murray (D20)	A	3:22.54	_____	_____
6	North Central (D14)	A	NT	_____	_____

## 2011 Victorian 7-10 Country Competition - 12/11/2011

## Meet Program

## Event 21 Mixed 7 Year Olds 200 LC Meter Freestyle Relay

Lane	Team	Relay	Seed Time	Finals	Place
<b>Heat 1 of 1 Timed Finals</b>					
4	Gippsland (D21)-VI	A	3:32.15	_____	_____
5	Central (D15)	A	3:41.22	_____	_____

## Event 22 Girls 10 Year Olds 50 LC Meter Breaststroke

Lane	Name	Age	Team	Seed Time	Finals	Place
<b>Heat 1 of 5 Timed Finals</b>						
3	Andrew, Amelia	10	Hume Upper Goulburn (D22)	NT	_____	_____
4	Lowe, Rhiannan	10	Midlands (D16)	1:11.02	_____	_____
5	Hearn, Cecilia	10	Midlands (D16)	1:14.76	_____	_____
6	Bourne, Ashleigh	10	Hume Upper Goulburn (D22)	NT	_____	_____
<b>Heat 2 of 5 Timed Finals</b>						
0	Nolan, Hannah	10	Midlands (D16)	1:04.61	_____	_____
1	Wheeler, Anika	10	Goulburn Valley (D19)-VI	1:02.62	_____	_____
2	Fox, Bridgette	10	Hume Upper Goulburn (D22)	59.81	_____	_____
3	Bott, Macey	10	North Central (D14)	59.04	_____	_____
4	Simpson, Taylah	10	North Central (D14)	58.45	_____	_____
5	Schache, Bianca	10	Hume Upper Goulburn (D22)	58.55	_____	_____
6	Weber, Audrie	10	Midlands (D16)	59.43	_____	_____
7	Honeyman, Amy	10	Midlands (D16)	1:00.21	_____	_____
8	Layton, Meg	10	Central (D15)	1:03.36	_____	_____
9	Delany, Kate	10	Far Western (D13)	1:10.02	_____	_____
<b>Heat 3 of 5 Timed Finals</b>						
0	Sommers, Sarah	10	Hume Upper Goulburn (D22)	58.23	_____	_____
1	McColl, Rebecca	10	Midlands (D16)	57.96	_____	_____
2	Anderson, Meg	10	Geelong (D11)	56.86	_____	_____
3	Anker, Darcee	10	Goulburn Valley (D19)-VI	56.22	_____	_____
4	Hobbs, Hannah	10	Gippsland (D21)-VI	55.50	_____	_____
5	Hosken, Molly	10	Gippsland (D21)-VI	55.62	_____	_____
6	Harris, Grace	10	Geelong (D11)	56.23	_____	_____
7	Docherty, Darcey	10	Geelong (D11)	57.21	_____	_____
8	Atkinson, Arlie	10	North Central (D14)	58.19	_____	_____
9	D'Souza, Teya	10	Central (D15)	58.25	_____	_____
<b>Heat 4 of 5 Timed Finals</b>						
0	Castle, Hayley	10	Gippsland (D21)-VI	54.40	_____	_____
1	Magnusson, Keely	10	North Central (D14)	52.50	_____	_____
2	Ziebarth, Claudia	10	Ovens & Murray (D20)	51.70	_____	_____
3	Perry, Dannielle	10	Central (D15)	50.74	_____	_____
4	Cain, Bridget	10	Gippsland (D21)-VI	49.92	_____	_____
5	Jeffs, Eliza	10	Gippsland (D21)-VI	50.37	_____	_____
6	Ryan, Jessica	10	Ovens & Murray (D20)	51.21	_____	_____
7	Moon, Georgia	10	Gippsland (D21)-VI	51.82	_____	_____
8	Kohn, Tessa	10	Far Western (D13)	53.91	_____	_____
9	Elsworth, Charlotte	10	Geelong (D11)	55.36	_____	_____
<b>Heat 5 of 5 Timed Finals</b>						
0	Riches, Sarah	10	Ovens & Murray (D20)	49.80	_____	_____
1	Costa, Sophie	10	Geelong (D11)	49.08	_____	_____
2	Wright, Olivia	10	Central (D15)	48.13	_____	_____
3	Dennis, Sharnie-lee	10	Geelong (D11)	46.11	_____	_____
4	Polkinghorne, Georgia	10	Ovens & Murray (D20)	44.74	_____	_____
5	Gough, Jessica	10	Central (D15)	46.04	_____	_____
6	Vella, Rochelle	10	Central (D15)	48.12	_____	_____
7	Hernan, Claire	10	Ovens & Murray (D20)	48.83	_____	_____
8	Shiels, Nicole	10	Ovens & Murray (D20)	49.23	_____	_____
9	Crawford, Evelyn	10	North Central (D14)	49.85	_____	_____

## 2011 Victorian 7-10 Country Competition - 12/11/2011

## Meet Program

## Event 23 Boys 10 Year Olds 50 LC Meter Breaststroke

Lane	Name	Age	Team	Seed Time	Finals	Place
<b>Heat 1 of 4 Timed Finals</b>						
3	Nelson, Callum	10	Geelong (D11)	1:13.45	_____	_____
4	Chester, Jonathon	10	Midlands (D16)	1:11.44	_____	_____
5	Cooper, James	10	Hume Upper Goulburn (D22)	1:11.74	_____	_____
6	Cooper, Luke	10	Central (D15)	1:13.55	_____	_____
<b>Heat 2 of 4 Timed Finals</b>						
0	Coughlin, Mitchell	10	Central (D15)	1:08.72	_____	_____
1	Ratnayake, Hirun	10	Geelong (D11)	1:06.34	_____	_____
2	Buckley, Jack	10	Ovens & Murray (D20)	1:01.17	_____	_____
3	McGowan, Sam	10	North Central (D14)	58.90	_____	_____
4	Harris, Ben	10	Geelong (D11)	57.62	_____	_____
5	Boyd, Austin	10	Central (D15)	58.47	_____	_____
6	Fothergill, Blake	10	Goulburn Valley (D19)-VI	1:00.63	_____	_____
7	Holdsworth, Bailey	10	Far Western (D13)	1:01.86	_____	_____
8	Potts, Tim	10	Hume Upper Goulburn (D22)	1:06.68	_____	_____
9	Phillips, Mitchell	10	Midlands (D16)	1:09.53	_____	_____
<b>Heat 3 of 4 Timed Finals</b>						
0	Stahl, Joshua	10	Midlands (D16)	56.73	_____	_____
1	Van Der Zwet, Angus	10	Gippsland (D21)-VI	54.86	_____	_____
2	Hawke, Thomas	10	Central (D15)	54.54	_____	_____
3	Bisinella, Alex	10	Geelong (D11)	54.30	_____	_____
4	Sherlock, Mitchell	10	Central (D15)	51.87	_____	_____
5	Green, Drew	10	Geelong (D11)	53.31	_____	_____
6	Da Ros, Jye	10	Gippsland (D21)-VI	54.49	_____	_____
7	Mims, Tynan	10	Hume Upper Goulburn (D22)	54.56	_____	_____
8	Malady, Braiden	10	Far Western (D13)	56.15	_____	_____
9	Walker, Ryley	10	Ovens & Murray (D20)	57.35	_____	_____
<b>Heat 4 of 4 Timed Finals</b>						
0	Harry, Oscar	10	Gippsland (D21)-VI	50.45	_____	_____
1	Backhouse, Luke	10	Ovens & Murray (D20)	49.77	_____	_____
2	Tatterson, Samuel	10	Gippsland (D21)-VI	48.90	_____	_____
3	Jordan, Cameron	10	Central (D15)	48.21	_____	_____
4	Prestidge, Harrison	10	Gippsland (D21)-VI	45.35	_____	_____
5	Hanrahan, Aidan	10	Midlands (D16)	46.63	_____	_____
6	Ziebarth, Eddy	10	Ovens & Murray (D20)	48.80	_____	_____
7	Riches, Matthew	10	Ovens & Murray (D20)	49.59	_____	_____
8	Ross, Liam	10	Ovens & Murray (D20)	50.09	_____	_____
9	Howlett, Jack	10	Gippsland (D21)-VI	51.69	_____	_____

## Event 24 Girls 9 Year Olds 50 LC Meter Breaststroke

Lane	Name	Age	Team	Seed Time	Finals	Place
<b>Heat 1 of 3 Timed Finals</b>						
2	McJames-Court, Kiara	9	Gippsland (D21)-VI	1:09.17	_____	_____
3	House, Blaynee	9	Ovens & Murray (D20)	1:05.75	_____	_____
4	Wills, Holly	9	Midlands (D16)	1:04.80	_____	_____
5	O'Neill, Bree	9	Gippsland (D21)-VI	1:05.03	_____	_____
6	Dunning, Georgia	9	Goulburn Valley (D19)-VI	1:09.01	_____	_____
7	Judd, Lara	9	North Central (D14)	NT	_____	_____

## 2011 Victorian 7-10 Country Competition - 12/11/2011

## Meet Program

**Heat 2 Timed Finals... (Event 24 Girls 9 Year Olds 50 LC Meter Breaststroke)**

0	Wishart, Katelyn	9	North Central (D14)	1:03.15	_____	_____
1	Watson, Jordyn	9	Ovens & Murray (D20)	1:02.66	_____	_____
2	Willett, Ashley	9	Ovens & Murray (D20)	1:00.47	_____	_____
3	Micallef, Natasha	9	Central (D15)	1:00.20	_____	_____
4	Barnes, Tess	9	Central (D15)	58.77	_____	_____
5	Hughes, Lucy	9	Ovens & Murray (D20)	59.80	_____	_____
6	Waller, Georgia	9	Central (D15)	1:00.30	_____	_____
7	Howell, Erin	9	Central (D15)	1:01.84	_____	_____
8	Tricarico, Grace	9	Hume Upper Goulburn (D22)	1:02.75	_____	_____
9	van Rossum, Chelsey	9	Gippsland (D21)-VI	1:04.37	_____	_____

**Heat 3 of 3 Timed Finals**

0	Fenton, Jane	9	Far Western (D13)	56.86	_____	_____
1	Plunkett, Isabella	9	Ovens & Murray (D20)	56.35	_____	_____
2	Beale, Chelsea	9	Central (D15)	54.82	_____	_____
3	Lee, Audrey	9	Gippsland (D21)-VI	51.61	_____	_____
4	Loftus, Jessica	9	Geelong (D11)	49.83	_____	_____
5	Goode, Emily	9	Gippsland (D21)-VI	51.05	_____	_____
6	Gibbons, Natalie	9	Ovens & Murray (D20)	53.68	_____	_____
7	Rowand, Hollie	9	Gippsland (D21)-VI	54.95	_____	_____
8	King, Bridgette	9	North Central (D14)	56.77	_____	_____
9	Waller, Sophie	9	Central (D15)	58.76	_____	_____

**Event 25 Boys 9 Year Olds 50 LC Meter Breaststroke**

Lane	Name	Age	Team	Seed Time	Finals	Place
------	------	-----	------	-----------	--------	-------

**Heat 1 of 3 Timed Finals**

0	Tyson, Liam	9	Hume Upper Goulburn (D22)	NT	_____	_____
1	Port, Liam	9	Central (D15)	1:21.14	_____	_____
2	Smits, Henry	9	Ovens & Murray (D20)	1:08.16	_____	_____
3	Parkinson, Callum	9	Midlands (D16)	1:06.98	_____	_____
4	Macadam, Samuel	9	Goulburn Valley (D19)-VI	1:03.48	_____	_____
5	Miller, Jack	9	Ovens & Murray (D20)	1:05.30	_____	_____
6	Costa, Tom	9	Geelong (D11)	1:08.14	_____	_____
7	Andison, Jack	9	Ovens & Murray (D20)	1:19.07	_____	_____
8	Hall, Daniel	9	Central (D15)	1:28.44	_____	_____

**Heat 2 of 3 Timed Finals**

0	Tricarico, Jack	9	Hume Upper Goulburn (D22)	1:02.08	_____	_____
1	Trevena, Takumi	9	Midlands (D16)	1:00.57	_____	_____
2	Stadelmann, Christian	9	Ovens & Murray (D20)	58.76	_____	_____
3	Trevena, Shogo	9	Midlands (D16)	58.17	_____	_____
4	Trickett, Matthew	9	Gippsland (D21)-VI	56.16	_____	_____
5	Symons, Connor	9	Central (D15)	57.32	_____	_____
6	Collings, Tyler	9	Central (D15)	58.36	_____	_____
7	Lee, Henry	9	Ovens & Murray (D20)	58.97	_____	_____
8	Dromey, Bradley	9	Central (D15)	1:01.15	_____	_____
9	Crothers-Bade, Sam	9	Midlands (D16)	1:02.66	_____	_____

**Heat 3 of 3 Timed Finals**

0	Malcolm, Brendan	9	Gippsland (D21)-VI	56.06	_____	_____
1	Scanlon, Brandan	9	Geelong (D11)	55.43	_____	_____
2	Kol, Ed	9	Geelong (D11)	54.40	_____	_____
3	Fredericks, Tobias	9	Geelong (D11)	50.17	_____	_____
4	Clare, William	9	Gippsland (D21)-VI	47.50	_____	_____
5	Doultree, Chance	9	Gippsland (D21)-VI	49.42	_____	_____
6	Johnston, Patrick	9	Ovens & Murray (D20)	53.47	_____	_____
7	Mittell, James	9	Central (D15)	54.71	_____	_____
8	Bezzina, Zac	9	Gippsland (D21)-VI	55.89	_____	_____
9	Georgeson, Kieran	9	Gippsland (D21)-VI	56.15	_____	_____

## 2011 Victorian 7-10 Country Competition - 12/11/2011

## Meet Program

## Event 26 Girls 8 Year Olds 50 LC Meter Breaststroke

Lane	Name	Age	Team	Seed Time	Finals	Place
<b>Heat 1 of 2 Timed Finals</b>						
0	Martin, Nicole	8	Ovens & Murray (D20)	1:19.74	_____	_____
1	Brook, Carissa	8	Central (D15)	1:12.24	_____	_____
2	Plunkett, Phoebe	8	Ovens & Murray (D20)	1:10.84	_____	_____
3	Shepherd, Hannah	8	Gippsland (D21)-VI	1:07.94	_____	_____
4	Riches, Hannah	8	Ovens & Murray (D20)	1:06.47	_____	_____
5	Underwood, Jasmin	8	Gippsland (D21)-VI	1:06.85	_____	_____
6	Boyer, Niamh	8	Ovens & Murray (D20)	1:08.68	_____	_____
7	Green, Molly	8	Geelong (D11)	1:10.84	_____	_____
8	Naraghi, Jasmine	8	Geelong (D11)	1:13.38	_____	_____
9	Andrew, Giselle	8	Hume Upper Goulburn (D22)	NT	_____	_____
<b>Heat 2 of 2 Timed Finals</b>						
0	Suckling, Emily	8	Geelong (D11)	1:05.93	_____	_____
1	Curthoys-Davies, Harliai	8	North Central (D14)	1:04.09	_____	_____
2	White, Shae	8	Gippsland (D21)-VI	1:02.00	_____	_____
3	Vanderkolk, Mayson	8	Gippsland (D21)-VI	1:00.96	_____	_____
4	Riches, Ella	8	Ovens & Murray (D20)	58.88	_____	_____
5	Henderson, Phoebe	8	Midlands (D16)	59.14	_____	_____
6	Wall, Evie	8	Ovens & Murray (D20)	1:01.02	_____	_____
7	Hill, Nikita	8	Far Western (D13)	1:03.65	_____	_____
8	Grange, Emily	8	Gippsland (D21)-VI	1:05.58	_____	_____
9	Emmett, Jessica	8	Gippsland (D21)-VI	1:06.19	_____	_____

## Event 27 Boys 8 Year Olds 50 LC Meter Breaststroke

Lane	Name	Age	Team	Seed Time	Finals	Place
<b>Heat 1 of 2 Timed Finals</b>						
0	Harris, Jack	8	North Central (D14)	NT	_____	_____
1	Black, Nathan	8	Central (D15)	1:38.42	_____	_____
2	Beales, Julian	8	Gippsland (D21)-VI	1:18.41	_____	_____
3	Walker, Nixon	8	Ovens & Murray (D20)	1:16.36	_____	_____
4	Schoutens, Vincent	8	Gippsland (D21)-VI	1:14.68	_____	_____
5	Roberts, Fergus	8	Far Western (D13)	1:16.00	_____	_____
6	Craig, Lachlan	8	Far Western (D13)	1:16.69	_____	_____
7	Malady, Samuel	8	Far Western (D13)	1:37.13	_____	_____
8	Robinson, Edward	8	North Central (D14)	NT	_____	_____
<b>Heat 2 of 2 Timed Finals</b>						
0	Tilley, Sam	8	Midlands (D16)	1:12.38	_____	_____
1	Nielsen, Jeremy	8	Gippsland (D21)-VI	1:10.86	_____	_____
2	Lee, Jesse	8	Gippsland (D21)-VI	1:10.34	_____	_____
3	Kim, Jun	8	North Central (D14)	1:04.69	_____	_____
4	Clerks, Jackson	8	Gippsland (D21)-VI	55.05	_____	_____
5	Hodgson, Nick	8	North Central (D14)	55.90	_____	_____
6	Wall, Jake	8	Ovens & Murray (D20)	1:08.31	_____	_____
7	Beckley, Harvey	8	Geelong (D11)	1:10.40	_____	_____
8	Spencer, Will	8	Gippsland (D21)-VI	1:12.16	_____	_____
9	Williams, Darcy	8	Midlands (D16)	1:13.41	_____	_____

## Event 28 Girls 7 Year Olds 50 LC Meter Breaststroke

Lane	Name	Age	Team	Seed Time	Finals	Place
<b>Heat 1 of 2 Timed Finals</b>						
2	Perry, Sammantha	7	Central (D15)	NT	_____	_____
3	Polkinghorne, Rori	7	Ovens & Murray (D20)	1:52.16	_____	_____
4	Delany, Bridget	7	Far Western (D13)	1:29.05	_____	_____
5	Hughes, Emma	7	Ovens & Murray (D20)	1:47.52	_____	_____
6	Lau, Zalli	7	Central (D15)	NT	_____	_____

## 2011 Victorian 7-10 Country Competition - 12/11/2011

## Meet Program

**Heat 2 Timed Finals... (Event 28 Girls 7 Year Olds 50 LC Meter Breaststroke)**

0	Gay, Latisha	7	Far Western (D13)	1:24.08	_____	_____
1	Wedlock, Kiana	7	Gippsland (D21)-VI	1:15.05	_____	_____
2	Witham, Millie	7	Gippsland (D21)-VI	1:13.89	_____	_____
3	Bezzina, Caydence	7	Gippsland (D21)-VI	1:08.16	_____	_____
4	Wassing, Imogen	7	Central (D15)	1:01.31	_____	_____
5	McKenna, Alicia	7	Gippsland (D21)-VI	1:07.59	_____	_____
6	Waller, Sophie	7	Gippsland (D21)-VI	1:08.31	_____	_____
7	Durdin-Paul, Angel	7	Ovens & Murray (D20)	1:15.04	_____	_____
8	Bullen, Khianna	7	Gippsland (D21)-VI	1:17.64	_____	_____
9	D'Souza, Zara	7	Central (D15)	1:25.60	_____	_____

**Event 29 Boys 7 Year Olds 50 LC Meter Breaststroke**

Lane	Name	Age	Team	Seed Time	Finals	Place
<b>Heat 1 of 1 Timed Finals</b>						
3	Malcolm, Shaun	7	Gippsland (D21)-VI	1:26.76	_____	_____
4	Watson, Taj	7	Ovens & Murray (D20)	1:11.78	_____	_____
5	Beales, Gabriel	7	Gippsland (D21)-VI	1:24.06	_____	_____
6	Roberts, Kailey	7	Central (D15)	1:55.40	_____	_____

**Event 30 Girls 10 Year Olds 50 LC Meter Freestyle**

Lane	Name	Age	Team	Seed Time	Finals	Place
<b>Heat 1 of 5 Timed Finals</b>						
3	Bourne, Ashleigh	10	Hume Upper Goulburn (D22)	NT	_____	_____
4	Sommers, Sarah	10	Hume Upper Goulburn (D22)	50.99	_____	_____
5	Delany, Kate	10	Far Western (D13)	55.53	_____	_____
6	Andrew, Amelia	10	Hume Upper Goulburn (D22)	NT	_____	_____
<b>Heat 2 of 5 Timed Finals</b>						
0	Schache, Bianca	10	Hume Upper Goulburn (D22)	46.75	_____	_____
1	Simpson, Taylah	10	North Central (D14)	44.87	_____	_____
2	Lowe, Rhiannan	10	Midlands (D16)	44.13	_____	_____
3	Crawford, Evelyn	10	North Central (D14)	43.75	_____	_____
4	Kohn, Tessa	10	Far Western (D13)	42.70	_____	_____
5	Atkinson, Arlie	10	North Central (D14)	43.33	_____	_____
6	Nolan, Hannah	10	Midlands (D16)	43.78	_____	_____
7	Fitzgerald, Janessa	10	Midlands (D16)	44.21	_____	_____
8	Wheeler, Anika	10	Goulburn Valley (D19)-VI	45.36	_____	_____
9	McKnight-Colliver, Summah-Rose	10	Central (D15)	47.81	_____	_____
<b>Heat 3 of 5 Timed Finals</b>						
0	Anker, Darcee	10	Goulburn Valley (D19)-VI	42.02	_____	_____
1	Harris, Grace	10	Geelong (D11)	41.64	_____	_____
2	Fox, Bridgette	10	Hume Upper Goulburn (D22)	41.36	_____	_____
3	Weber, Audrie	10	Midlands (D16)	39.82	_____	_____
4	Ryan, Jessica	10	Ovens & Murray (D20)	39.45	_____	_____
5	Hosken, Molly	10	Gippsland (D21)-VI	39.55	_____	_____
6	Hernan, Claire	10	Ovens & Murray (D20)	39.94	_____	_____
7	Honeyman, Amy	10	Midlands (D16)	41.63	_____	_____
8	McCull, Rebecca	10	Midlands (D16)	41.76	_____	_____
9	Bott, Macey	10	North Central (D14)	42.28	_____	_____

## 2011 Victorian 7-10 Country Competition - 12/11/2011

## Meet Program

**Heat 4 Timed Finals... (Event 30 Girls 10 Year Olds 50 LC Meter Freestyle)**

0	Holmes, Hayley	10	Central (D15)	39.05	_____	_____
1	Anderson, Meg	10	Geelong (D11)	38.73	_____	_____
2	Gough, Jessica	10	Central (D15)	37.81	_____	_____
3	Moon, Georgia	10	Gippsland (D21)-VI	37.59	_____	_____
4	Vella, Rochelle	10	Central (D15)	37.44	_____	_____
5	Morrison, Sara	10	Gippsland (D21)-VI	37.47	_____	_____
6	Castle, Hayley	10	Gippsland (D21)-VI	37.78	_____	_____
7	Elsworth, Charlotte	10	Geelong (D11)	38.71	_____	_____
8	Misi, Emma	10	Geelong (D11)	38.97	_____	_____
9	Magnusson, Keely	10	North Central (D14)	39.30	_____	_____

**Heat 5 of 5 Timed Finals**

0	Riches, Sarah	10	Ovens & Murray (D20)	36.29	_____	_____
1	Polkinghorne, Georgia	10	Ovens & Murray (D20)	35.65	_____	_____
2	Jeffs, Eliza	10	Gippsland (D21)-VI	35.09	_____	_____
3	House, Mackensey	10	Ovens & Murray (D20)	34.57	_____	_____
4	Dennis, Sharnie-lee	10	Geelong (D11)	33.96	_____	_____
5	Costa, Sophie	10	Geelong (D11)	34.40	_____	_____
6	Perry, Dannielle	10	Central (D15)	34.93	_____	_____
7	Wright, Olivia	10	Central (D15)	35.37	_____	_____
8	Ziebarth, Claudia	10	Ovens & Murray (D20)	35.94	_____	_____
9	Cain, Bridget	10	Gippsland (D21)-VI	36.41	_____	_____

**Event 31 Boys 10 Year Olds 50 LC Meter Freestyle**

Lane	Name	Age	Team	Seed Time	Finals	Place
<b>Heat 1 of 4 Timed Finals</b>						
1	Cooper, James	10	Hume Upper Goulburn (D22)	53.90	_____	_____
2	Potts, Tim	10	Hume Upper Goulburn (D22)	51.97	_____	_____
3	Phillips, Mitchell	10	Midlands (D16)	49.85	_____	_____
4	Holdsworth, Bailey	10	Far Western (D13)	47.06	_____	_____
5	Malady, Braiden	10	Far Western (D13)	47.18	_____	_____
6	Stahl, Joshua	10	Midlands (D16)	51.80	_____	_____
7	Chester, Jonathon	10	Midlands (D16)	53.52	_____	_____
<b>Heat 2 of 4 Timed Finals</b>						
0	Peuker, William	10	Midlands (D16)	46.73	_____	_____
1	Platt, Benjamin	10	Geelong (D11)	46.54	_____	_____
2	McGowan, Sam	10	North Central (D14)	45.00	_____	_____
3	Ratnayake, Hirun	10	Geelong (D11)	43.44	_____	_____
4	Cooper, Luke	10	Central (D15)	41.96	_____	_____
5	Nelson, Callum	10	Geelong (D11)	42.41	_____	_____
6	Boyd, Austin	10	Central (D15)	43.86	_____	_____
7	Jordan, Cameron	10	Central (D15)	45.54	_____	_____
8	Harris, Ben	10	Geelong (D11)	46.55	_____	_____
9	Mims, Tynan	10	Hume Upper Goulburn (D22)	47.01	_____	_____
<b>Heat 3 of 4 Timed Finals</b>						
0	Bisinella, Alex	10	Geelong (D11)	41.76	_____	_____
1	Da Ros, Jye	10	Gippsland (D21)-VI	40.98	_____	_____
2	Newton, Tom	10	Ovens & Murray (D20)	38.90	_____	_____
3	Fothergill, Blake	10	Goulburn Valley (D19)-VI	37.93	_____	_____
4	Hawke, Thomas	10	Central (D15)	37.86	_____	_____
5	Ziebarth, Eddy	10	Ovens & Murray (D20)	37.88	_____	_____
6	Hanrahan, Aidan	10	Midlands (D16)	38.41	_____	_____
7	Backhouse, Luke	10	Ovens & Murray (D20)	39.37	_____	_____
8	Van Der Merwe, Matthew	10	Gippsland (D21)-VI	41.37	_____	_____
9	Boschen, Casey	10	Central (D15)	41.94	_____	_____

## 2011 Victorian 7-10 Country Competition - 12/11/2011

## Meet Program

**Heat 4 Timed Finals... (Event 31 Boys 10 Year Olds 50 LC Meter Freestyle)**

0	Prestidge, Harrison	10	Gippsland (D21)-VI	37.69	_____	_____
1	Ross, Liam	10	Ovens & Murray (D20)	36.86	_____	_____
2	Green, Drew	10	Geelong (D11)	36.46	_____	_____
3	Howlett, Jack	10	Gippsland (D21)-VI	35.81	_____	_____
4	Christopher, Ben	10	Hume Upper Goulburn (D22)	34.63	_____	_____
5	Harry, Oscar	10	Gippsland (D21)-VI	35.29	_____	_____
6	Sherlock, Mitchell	10	Central (D15)	35.98	_____	_____
7	Tatterson, Samuel	10	Gippsland (D21)-VI	36.47	_____	_____
8	Riches, Matthew	10	Ovens & Murray (D20)	37.20	_____	_____
9	Ashwell, Hayden	10	Ovens & Murray (D20)	37.70	_____	_____

**Event 32 Girls 9 Year Olds 50 LC Meter Freestyle**

Lane	Name	Age	Team	Seed Time	Finals	Place
<b>Heat 1 of 4 Timed Finals</b>						
3	Makeham, Denby	9	North Central (D14)	NT	_____	_____
4	Barnett, Mimi	9	Midlands (D16)	53.08	_____	_____
5	Thompson, Amelia	9	Hume Upper Goulburn (D22)	NT	_____	_____
<b>Heat 2 of 4 Timed Finals</b>						
1	Wishart, Katelyn	9	North Central (D14)	51.77	_____	_____
2	Powney, Laine	9	Gippsland (D21)-VI	49.94	_____	_____
3	van Rossum, Chelsey	9	Gippsland (D21)-VI	49.33	_____	_____
4	Hurley, Emma	9	Hume Upper Goulburn (D22)	48.93	_____	_____
5	McGowan, Maddison	9	North Central (D14)	49.17	_____	_____
6	Dunning, Georgia	9	Goulburn Valley (D19)-VI	49.92	_____	_____
7	King, Bridgette	9	North Central (D14)	51.32	_____	_____
8	Wills, Holly	9	Midlands (D16)	52.66	_____	_____
<b>Heat 3 of 4 Timed Finals</b>						
0	Watson, Jordyn	9	Ovens & Murray (D20)	45.44	_____	_____
1	Cox, Lauren	9	Central (D15)	44.12	_____	_____
2	Lee, Audrey	9	Gippsland (D21)-VI	43.49	_____	_____
3	Hughes, Lucy	9	Ovens & Murray (D20)	43.30	_____	_____
4	Judd, Lara	9	North Central (D14)	42.02	_____	_____
5	Barnes, Tess	9	Central (D15)	42.48	_____	_____
6	Plunkett, Isabella	9	Ovens & Murray (D20)	43.47	_____	_____
7	House, Blaynee	9	Ovens & Murray (D20)	43.64	_____	_____
8	Smeelie, Erin	9	Central (D15)	44.71	_____	_____
9	Tricarico, Grace	9	Hume Upper Goulburn (D22)	48.89	_____	_____
<b>Heat 4 of 4 Timed Finals</b>						
0	Gibbons, Natalie	9	Ovens & Murray (D20)	41.76	_____	_____
1	Loftus, Jessica	9	Geelong (D11)	41.14	_____	_____
2	Rowand, Hollie	9	Gippsland (D21)-VI	39.96	_____	_____
3	Goode, Emily	9	Gippsland (D21)-VI	39.73	_____	_____
4	Campbell, Margaret	9	Central (D15)	38.54	_____	_____
5	Beale, Chelsea	9	Central (D15)	39.54	_____	_____
6	Willett, Ashley	9	Ovens & Murray (D20)	39.94	_____	_____
7	Waller, Sophie	9	Central (D15)	40.00	_____	_____
8	Fenton, Jane	9	Far Western (D13)	41.26	_____	_____
9	Snell, Sadira	9	Gippsland (D21)-VI	41.84	_____	_____

## 2011 Victorian 7-10 Country Competition - 12/11/2011

## Meet Program

## Event 33 Boys 9 Year Olds 50 LC Meter Freestyle

Lane	Name	Age	Team	Seed Time	Finals	Place
<b>Heat 1 of 3 Timed Finals</b>						
0	Pollard, Thomas	9	North Central (D14)	54.03	_____	_____
1	Wheeldon, George	9	Central (D15)	53.13	_____	_____
2	Collings, Tyler	9	Central (D15)	48.57	_____	_____
3	Costa, Tom	9	Geelong (D11)	47.75	_____	_____
4	Tricarico, Jack	9	Hume Upper Goulburn (D22)	46.62	_____	_____
5	Macadam, Samuel	9	Goulburn Valley (D19)-VI	47.73	_____	_____
6	Symons, Connor	9	Central (D15)	48.51	_____	_____
7	Parkinson, Callum	9	Midlands (D16)	49.11	_____	_____
8	Caldow, Riley	9	Midlands (D16)	53.47	_____	_____
9	Tyson, Liam	9	Hume Upper Goulburn (D22)	NT	_____	_____

## Heat 2 of 3 Timed Finals

0	Lee, Henry	9	Ovens & Murray (D20)	45.50	_____	_____
1	Morrissey, Xavier	9	Central (D15)	44.75	_____	_____
2	Crothers-Bade, Sam	9	Midlands (D16)	43.36	_____	_____
3	Stadelmann, Christian	9	Ovens & Murray (D20)	40.41	_____	_____
4	Trickett, Matthew	9	Gippsland (D21)-VI	40.28	_____	_____
5	Georgeson, Kieran	9	Gippsland (D21)-VI	40.40	_____	_____
6	Mittell, James	9	Central (D15)	41.08	_____	_____
7	Miller, Jack	9	Ovens & Murray (D20)	43.91	_____	_____
8	Dromey, Bradley	9	Central (D15)	45.16	_____	_____
9	Kagithala, Jeevan	9	Ovens & Murray (D20)	46.59	_____	_____

## Heat 3 of 3 Timed Finals

0	Scanlon, Brandan	9	Geelong (D11)	39.80	_____	_____
1	Trevena, Takumi	9	Midlands (D16)	38.51	_____	_____
2	Clare, William	9	Gippsland (D21)-VI	38.44	_____	_____
3	Kiley, Jacob	9	Gippsland (D21)-VI	37.43	_____	_____
4	Johnston, Patrick	9	Ovens & Murray (D20)	35.61	_____	_____
5	Fredericks, Tobias	9	Geelong (D11)	36.23	_____	_____
6	Doultree, Chance	9	Gippsland (D21)-VI	38.30	_____	_____
7	Kol, Ed	9	Geelong (D11)	38.51	_____	_____
8	Trevena, Shogo	9	Midlands (D16)	38.55	_____	_____
9	Hutchins, Jake	9	Gippsland (D21)-VI	40.17	_____	_____

## Event 34 Girls 8 Year Olds 50 LC Meter Freestyle

Lane	Name	Age	Team	Seed Time	Finals	Place
<b>Heat 1 of 3 Timed Finals</b>						
3	Andrew, Giselle	8	Hume Upper Goulburn (D22)	NT	_____	_____
4	Plunkett, Phoebe	8	Ovens & Murray (D20)	58.56	_____	_____
5	Nelson, Amy	8	Geelong (D11)	1:07.78	_____	_____
<b>Heat 2 of 3 Timed Finals</b>						
0	Griffith, Brianna	8	Midlands (D16)	56.41	_____	_____
1	Naraghi, Jasmine	8	Geelong (D11)	55.14	_____	_____
2	Martin, Nicole	8	Ovens & Murray (D20)	47.33	_____	_____
3	Boyer, Niamh	8	Ovens & Murray (D20)	47.09	_____	_____
4	Ganci, Estella	8	Gippsland (D21)-VI	46.84	_____	_____
5	Grange, Emily	8	Gippsland (D21)-VI	46.88	_____	_____
6	Hill, Nikita	8	Far Western (D13)	47.10	_____	_____
7	Riches, Hannah	8	Ovens & Murray (D20)	48.39	_____	_____
8	Suckling, Emily	8	Geelong (D11)	56.19	_____	_____

## 2011 Victorian 7-10 Country Competition - 12/11/2011

## Meet Program

**Heat 3 Timed Finals... (Event 34 Girls 8 Year Olds 50 LC Meter Freestyle)**

0	Brook, Carissa	8	Central (D15)	46.20	_____	_____
1	Henderson, Phoebe	8	Midlands (D16)	45.00	_____	_____
2	Nix, Annaliese	8	Gippsland (D21)-VI	44.49	_____	_____
3	Riches, Ella	8	Ovens & Murray (D20)	41.98	_____	_____
4	Wall, Evie	8	Ovens & Murray (D20)	40.81	_____	_____
5	Curthoys-Davies, Harliai	8	North Central (D14)	41.58	_____	_____
6	Shepherd, Hannah	8	Gippsland (D21)-VI	43.27	_____	_____
7	Vanderkolk, Mayson	8	Gippsland (D21)-VI	44.83	_____	_____
8	Green, Molly	8	Geelong (D11)	45.01	_____	_____
9	Coles, Mietta	8	Gippsland (D21)-VI	46.21	_____	_____

**Event 35 Boys 8 Year Olds 50 LC Meter Freestyle**

Lane	Name	Age	Team	Seed Time	Finals	Place
<b>Heat 1 of 3 Timed Finals</b>						
1	Barnes, Tom	8	Hume Upper Goulburn (D22)	NT	_____	_____
2	Frew, Kane	8	Central (D15)	NT	_____	_____
3	Black, Nathan	8	Central (D15)	1:15.87	_____	_____
4	Malady, Samuel	8	Far Western (D13)	1:05.30	_____	_____
5	Fell, Brock	8	Far Western (D13)	1:14.38	_____	_____
6	Robinson, Edward	8	North Central (D14)	NT	_____	_____
7	Garner, Angus	8	Hume Upper Goulburn (D22)	NT	_____	_____
<b>Heat 2 of 3 Timed Finals</b>						
0	Walker, Nixon	8	Ovens & Murray (D20)	1:00.84	_____	_____
1	Peters, Bradley	8	Gippsland (D21)-VI	56.17	_____	_____
2	Lee, Jesse	8	Gippsland (D21)-VI	53.55	_____	_____
3	Fleming, Benjamin	8	Gippsland (D21)-VI	50.68	_____	_____
4	Schoutens, Vincent	8	Gippsland (D21)-VI	49.28	_____	_____
5	Tilley, Sam	8	Midlands (D16)	49.68	_____	_____
6	Meakin, Oliver	8	Midlands (D16)	51.16	_____	_____
7	Kim, Jun	8	North Central (D14)	54.81	_____	_____
8	Roberts, Fergus	8	Far Western (D13)	58.00	_____	_____
9	Craig, Lachlan	8	Far Western (D13)	1:02.26	_____	_____
<b>Heat 3 of 3 Timed Finals</b>						
0	Harris, Jack	8	North Central (D14)	49.00	_____	_____
1	Beckley, Harvey	8	Geelong (D11)	48.01	_____	_____
2	Ashwell, Kieren	8	Ovens & Murray (D20)	46.38	_____	_____
3	Spencer, Will	8	Gippsland (D21)-VI	44.93	_____	_____
4	Clerks, Jackson	8	Gippsland (D21)-VI	41.20	_____	_____
5	Hodgson, Nick	8	North Central (D14)	42.42	_____	_____
6	Wall, Jake	8	Ovens & Murray (D20)	45.89	_____	_____
7	Durden, Oscar	8	Geelong (D11)	48.01	_____	_____
8	Downing, Harry	8	Central (D15)	48.04	_____	_____
9	Williams, Darcy	8	Midlands (D16)	49.13	_____	_____

**Event 36 Girls 7 Year Olds 50 LC Meter Freestyle**

Lane	Name	Age	Team	Seed Time	Finals	Place
<b>Heat 1 of 2 Timed Finals</b>						
0	Lau, Zalli	7	Central (D15)	NT	_____	_____
1	Hughes, Emma	7	Ovens & Murray (D20)	1:18.79	_____	_____
2	Polkinghorne, Rori	7	Ovens & Murray (D20)	1:05.09	_____	_____
3	D'Souza, Zara	7	Central (D15)	1:04.93	_____	_____
4	O'Neill, Keira	7	Gippsland (D21)-VI	1:03.24	_____	_____
5	Gay, Latisha	7	Far Western (D13)	1:04.22	_____	_____
6	Delany, Bridget	7	Far Western (D13)	1:05.00	_____	_____
7	Thorne, Theresa	7	Midlands (D16)	1:07.78	_____	_____
8	Perry, Sammantha	7	Central (D15)	NT	_____	_____

## 2011 Victorian 7-10 Country Competition - 12/11/2011

## Meet Program

**Heat 2 Timed Finals... (Event 36 Girls 7 Year Olds 50 LC Meter Freestyle)**

0	Suckling, Jade	7	Geelong (D11)	57.26	_____	_____
1	Wedlock, Kiana	7	Gippsland (D21)-VI	52.14	_____	_____
2	Waller, Sophie	7	Gippsland (D21)-VI	49.92	_____	_____
3	Bezzina, Caydence	7	Gippsland (D21)-VI	48.93	_____	_____
4	Skewes, Maggie	7	Central (D15)	47.16	_____	_____
5	McKenna, Alicia	7	Gippsland (D21)-VI	47.71	_____	_____
6	Wassing, Imogen	7	Central (D15)	49.88	_____	_____
7	Durdin-Paul, Angel	7	Ovens & Murray (D20)	50.99	_____	_____
8	Witham, Millie	7	Gippsland (D21)-VI	52.68	_____	_____
9	Platt, Olivia	7	Geelong (D11)	1:03.22	_____	_____

**Event 37 Boys 7 Year Olds 50 LC Meter Freestyle**

Lane	Name	Age	Team	Seed Time	Finals	Place
<b>Heat 1 of 1 Timed Finals</b>						
2	Beales, Gabriel	7	Gippsland (D21)-VI	1:08.14	_____	_____
3	Malcolm, Shaun	7	Gippsland (D21)-VI	1:00.01	_____	_____
4	Watson, Taj	7	Ovens & Murray (D20)	49.43	_____	_____
5	Hamilton, Thomas	7	Gippsland (D21)-VI	55.50	_____	_____
6	Haberl, Xavier	7	Gippsland (D21)-VI	1:00.14	_____	_____
7	Roberts, Kailey	7	Central (D15)	1:29.57	_____	_____

**Event 38 Girls 10 & Under 200 LC Meter Medley Relay**

Lane	Team	Relay	Seed Time	Finals	Place
<b>Heat 1 of 1 Timed Finals</b>					
1	Hume Upper Goulburn (D22)	A	NT	_____	_____
2	Far Western (D13)	A	NT	_____	_____
3	Gippsland (D21)-VI	A	2:45.71	_____	_____
4	Central (D15)	A	2:41.41	_____	_____
5	Ovens & Murray (D20)	A	2:43.42	_____	_____
6	Midlands (D16)	A	3:16.29	_____	_____
7	Geelong (D11)	A	NT	_____	_____
8	North Central (D14)	A	NT	_____	_____

**Event 39 Boys 10 & Under 200 LC Meter Medley Relay**

Lane	Team	Relay	Seed Time	Finals	Place
<b>Heat 1 of 1 Timed Finals</b>					
2	Geelong (D11)	A	NT	_____	_____
3	Central (D15)	A	2:53.11	_____	_____
4	Gippsland (D21)-VI	A	2:42.51	_____	_____
5	Ovens & Murray (D20)	A	2:49.66	_____	_____
6	Far Western (D13)	A	NT	_____	_____
7	Midlands (D16)	A	NT	_____	_____

**Event 40 Girls 9 & Under 200 LC Meter Medley Relay**

Lane	Team	Relay	Seed Time	Finals	Place
<b>Heat 1 of 1 Timed Finals</b>					
2	Hume Upper Goulburn (D22)	A	NT	_____	_____
3	Ovens & Murray (D20)	A	3:21.43	_____	_____
4	Central (D15)	A	3:07.35	_____	_____
5	Gippsland (D21)-VI	A	3:08.46	_____	_____
6	Midlands (D16)	A	3:53.70	_____	_____
7	North Central (D14)	A	NT	_____	_____

**Event 41 Boys 9 & Under 200 LC Meter Medley Relay**

Lane	Team	Relay	Seed Time	Finals	Place
<b>Heat 1 of 1 Timed Finals</b>					
2	Geelong (D11)	A	NT	_____	_____
3	Central (D15)	A	3:18.65	_____	_____
4	Gippsland (D21)-VI	A	2:54.64	_____	_____
5	Ovens & Murray (D20)	A	3:11.57	_____	_____
6	Midlands (D16)	A	3:28.39	_____	_____

**2011 Victorian 7-10 Country Competition - 12/11/2011****Meet Program****Event 42 Mixed 7-8 200 LC Meter Medley Relay**

<b>Lane</b>	<b>Team</b>	<b>Relay</b>	<b>Seed Time</b>	<b>Finals</b>	<b>Place</b>
<b>Heat 1 of 1 Timed Finals</b>					
1	North Central (D14)	A	NT	_____	_____
2	Geelong (D11)	A	NT	_____	_____
3	Central (D15)	A	3:44.23	_____	_____
4	Gippsland (D21)-VI	A	3:21.28	_____	_____
5	Ovens & Murray (D20)	A	3:29.48	_____	_____
6	Midlands (D16)	A	4:24.38	_____	_____
7	Far Western (D13)	A	NT	_____	_____

Australian Swimming Coaches and Teachers Association –Victorian Branch (asctaVIC) and Swimming Victoria (SV) have developed and will implement the following “Victorian Swim Meet Guidelines” at all meets they conduct. All coaches, support staff, officials and competitors are expected to adhere to the guidelines:

## **Pool Deck Access:**

Access to pool deck is only permitted to the following:

1. Accredited and Licensed asctaVIC coaches whose registration is current, and are wearing their Pool Deck Pass (PDP) around the neck so to be easily recognised from a distance.
2. Team Managers, Support Staff, Masseurs, Physiotherapists and other authorised helpers, who have been provided with an authorised Swimming Victoria Pool Deck Pass (SVPDP). An SVPDP will only be issued by SV if the ‘Head Coach’ or ‘President’ of the relevant club certifies the essentiality of those persons.
3. Competitors, SV Officials and SV Volunteers.
4. No Other persons are permitted on Pool Deck.

## **Pool Deck Use:**

Coaches and Swimmers are requested to:

1. Only access pool deck when warming up, cooling down, marshalling and competing in the current event.
2. At MSAC where seating is provided on pool deck this is intended for swimmers competing in the meet and their coaches. Those seated in this area need to be mindful they do not impede the technical officials in the performance of their duties or otherwise interfere with the running of the meet.
3. Ensure the pool deck is not congested.
4. Keep the pool deck clear of swimming bags, massage tables and other ancillary equipment. SV may provide an area for these, located at its discretion.

## **Warm Up Procedures**

1. Warm up procedures are clearly identified in the Event Information located on the SV website under each event. Coaches are expected know and implement these procedures, including the lane set up.
2. Warm up ceases upon direction of a SV official.
3. The countdown will be 10 minutes-5 minutes-2 minutes-1 minute (announcements will be made).
4. It is the responsibility of every coach to ensure their swimmer(s) are aware of the warm-up timing and that swimmers clear the water as required.

## **Warm Up (and other) Infringements - Failure to abide by officials requirements**

1. A verbal warning by an Official nominated by SV.
2. If repeated, a written caution to the offending coach/swimmer will be given by asctaVIC and a copy to SV.
3. For serious or continual breaches the coach and/or the swimmer and/or the coach’s squad can be prohibited from participating in warm-ups during the relevant swim meet. Repeated offences may attract penalties in relation to future swim meets.

## **Coaches Observation Area**

1. Whenever possible, a defined area will be available to all coaches to view the current heat/final. Coaches should only use this area when they have a swimmer/s in the current heat / final.
2. Swimmers are not permitted in the coaching observation area. As a courtesy to other coaches when the immediate event has finished, the relevant coach(s) should vacate the coaching area.

## **General Matters**

1. At all times, coaches and swimmers will abide by the directions of the Meet Director and/or asctaVIC Representative on the day. If a coach has a request or concern, please attend to it via the asctaVIC Representative as detailed in point 4
2. Walk-way(s) must be kept clear at all times (other than official tables) as walkways are thoroughfares.
3. Coaches/swimmers must use their discretion at warm ups, particularly when a swimmer is competing in a late event (try to allow the early starters maximum warm up time)
4. AsctaVIC Board Members are delegated with the powers of the asctaVIC Representative in relation to on the day infringement of these guidelines.
5. All members are encouraged to advise an asctaVIC Board Member of any matters (favourable or unfavourable) relating to the swim meet in writing. It is essential that the Association has its member’s feedback.